

1

Uniclass
Pr_35_90_31
Pr_35_90_43_02 / 59 / 64
CI/SfB
(43) + (44) X

STAIR EDGINGS & FLOOR TRIMS

THE WIDEST CHOICE OF SOLUTIONS



GRADUS

GRADUS

Our products are installed in prestigious buildings in both UK and International markets. With customers ranging from designers & architects to contractors and building owners and with clients such as Marks & Spencer, Virgin and BMW you can trust Gradus to provide products that work.



The Gherkin, London, England



Wembley Stadium, London, England



Hong Kong International Airport



Marina Bay Sands Resort, Singapore



Royal Caribbean Cruise Ship



The Christie, Manchester, England



Burj Al Arab, Dubai, UAE



Eiffel Tower, Paris, France

Contents

	NEW Product Update	2 - 3
	Why Gradus	4 - 6
Section 1	Stair Edgings & Complementary Trims	9
	Guide to Stair Edgings	10 - 15
	Stair Edging Colour Availability	16 - 19
	Aluminium	20 - 31
	Trans-Edge - Heavy-duty Stair Edgings & Floor System	32 - 35
	Chrome & Bronze	36 - 39
	PVC-u Hardnose	40 - 45
	Flexible pvc	46 - 47
	Guide to Stair Trims & Welded Corners	48 - 55
Section 2	Specialist LED Lighting Systems	57
	NEW LED Architectural Lighting	62 - 65
	LED Step Lighting	66 - 69
	LED Aisle & Floor Lighting	70 - 71
	LED Wall Lighting	72
	LED Row Indication	73
	LED Continuity Lighting	74
Section 3	Transition Strips	77
	Transition Strip Colour Availability	78 - 79
	Luxury Trim System	80 - 82
	MTS Multi-Trim System	83 - 85
	Clip-Top	86 - 88
	Clip-Top fx	89 - 91
	Design Clip	92 - 93
	PPS System	94 - 95
	NEW Mono-Clip System	96 - 97
	Trans-Edge - Heavy-duty Trims	98 - 99
	Matwell Frames	100 - 101
	Specialist Floor Trims	102 - 133
Section 4	Skirtings, Capping Strips & Accessories	135
	Guide to Skirtings	136
	Skirting Colour Availability	137
	Stratum Skirtings	138 - 139
	Pvc Skirtings	140 - 143
	Capping Strips & Cove Formers	144 - 146
	Metal Skirtings	147 - 149
Section 5	Associated Products for Stairs & Floors	151
	Stairtile - Slip-Resistant Flooring	152 - 153
	Cable Ducts - Cable Management	154 - 155
	Safety Track - Slip-Resistant Finish	156
Section 6	Appendix	157
	The Gradus Guarantee	158
	Testing, Cleaning & Maintenance	159
	Specification Guidelines	160 - 169
	NEW Fundamentals	170 - 173
	NEW A Guide to Inclusive Design	174 - 175
Index	Full product index	176 - 177

NEW

PVC-u Hardnose™ XT

Retains all the existing benefits of XT with the addition of new features that offer improved performance including use in areas where more intensive cleaning is required e.g. healthcare & education applications.



- *Inserts available in Interior & Xtra-Grip*
- *New unique mechanical locking mechanism secures insert in place*
- *Incorporates a slip-resistant insert that extends around the leading edge of the profile in line with BRE recommendations*
- *Ideal for use with **Gradus Grip** (GG290) ultra strong stair edging adhesive*

See pages 41 - 42

NEW

Mono-Clip® System

Features a range of profiles in wood-effect finishes for use with wood and wood laminates, ideal for use in medium traffic environments e.g. offices and restaurants.

- *Tops available in ramp, twin top and border configurations*
- *Choice of 2 base sizes*
- *Tops can be clipped into bases at variable heights to accommodate a wider range of floorcovering*


See pages 96 - 97



NEW


LED Architectural Lighting

Our LED Architectural Lighting range is centred around providing clients with the ability to transform an environment with subtle accents or striking features to create a real “wow” factor. This incredibly versatile range offers solutions to suit a range of applications across a wide variety of different sectors.



- *Comprehensive range of profiles available to suit a variety of common applications*
- *4 types of LED Tapes in a wide choice of colours*
- *Controller options also available*
- *Profiles come supplied with base, diffuser cover, end caps and fixing clips*

See pages 62 - 65



Why Gradus

Gradus is the market leader in contract flooring accessories and offers the widest choice in product solutions for stairs and floors.

All our products are designed to ensure the correct balance between safety, performance and aesthetics and are suitable for a wide variety of contract applications.

Services

The Gradus Knowledge:

CPD - Gradus offers comprehensive RIBA assessed CPD seminars covering specification, legislation, safety, performance and aesthetics.

Seminar - An informal opportunity for Gradus to bring an exhibition of products directly to you. Flexible and informative, they can be arranged at a date and time to suit you. See page 169 for more information.

Measuring Service

Take the hassle out of the job and let Gradus provide accurate stair edging measures, saving you time and money.

Website

Visit www.gradus.com to access all of our products and services.

Fabrications

When projects aren't straightforward, we can help customise many of our products to ensure a solution that fits.

Samples

Call Gradus or build a design board online and get all the samples you need within 24 hours.

Tel: 01625 428922
or email: imail@gradus.com







Quality

- 10 year warranty against manufacturing defects under normal use and service, subject to materials being installed and maintained to our recommendations. Additional terms & conditions apply – details available upon request. Look out for products that carry the 10 year warranty
- ISO 9001 Quality Management accredited company
- ISO 45001 Occupational Health & Safety

Design

- Safety: products are developed with safety at the forefront of design. All stair edgings and floor trims effectively contribute to a reduction in slip and trip accidents
- Performance: extensive research and testing to ensure durability and appearance retention throughout a product's life
- Aesthetics: a variety of colours and finishes ensure harmonisation with interior designs and allow visual contrast to be achieved where relevant
- In-house product design and development

Sustainability

- ISO 14001 Environmental Management accredited company
- Our pledge is 'To meet our present business needs without compromising our long term future'
- We have a firm set of environmental objectives allowing us to focus on raw material selection, legislation, waste reduction, training and recycling

REACH



- REACH stands for Registration, Evaluation, Authorisation and Restriction of Chemicals. As of 1 January 2021 the UK REACH and the EU REACH regulations operate independently from each other.
- Gradus products do not contain any substances currently classified as Substances of Very High Concern (SVHC) at a concentration greater than 0.1% as declared against both the EU and UK Candidate Lists.
- If you have any specific concerns regarding the composition of a particular product, contact Gradus Technical Support.

Knowledge

- Member of the Contract Flooring Association (CFA)
- Registered member of the RIBA CPD Providers Network
- Technical Support
- Member of NBS Source
- Network of trained specification consultants







↑ Collaborative Learning Zone
Hull York Medical School
Reception
Problem Based Learning
Rooms 1 - 5

Section 1

Stair Edgings & Complementary Trims

Providing the most extensive range in the UK, Gradus stair edgings can help to reduce accidents on stairs as well as helping to provide an inclusive environment giving access to all building users.

Why use a stair edging?


- ✓ **Reduce accidents on stairs by:**
 - Providing slip-resistance at the edge of the step
 - Providing a visual contrast to highlight the edge of the step
- ✓ **Protect the step edge and surrounding floorcoverings**
- ✓ **Reduce maintenance costs**
- ✓ **Improve the aesthetics of a building**
- ✓ **Comply with the guidance in**
 - Approved Documents K and M of The Building Regulations 2010,
 - BS 8300-2:2018, BS 9266:2013 and BS 5395-1:2010 in line with the
 - Equality Act 2010



Follow our 3 step guide to selecting the correct stair edging, see pages 11 to 15

Step 1

Don't take the risk!



Choose the right stair edging and fixing method for the step

Specification Guidelines

BS 8300-2:2018 refers to research undertaken by BRE. This research shows that if the depth of the tread is less than 300mm the risk of an overstep is increased. A stair nosing that **wraps around the riser** will reduce this risk by increasing the slip-resistance at the step edge.

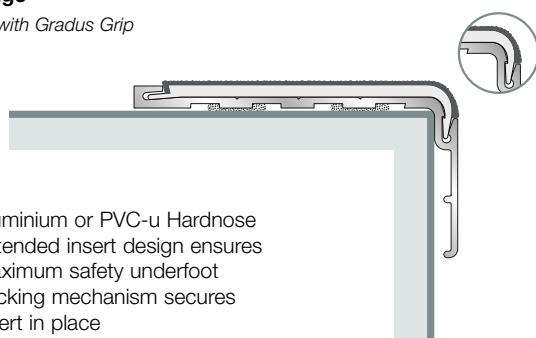
Gradus stair nosings offer a wide range of profiles that satisfy all the latest building standards and guidelines and accommodate a wide range of floorcoverings.

Types of Stair Nosing

XT range

Shown with Gradus Grip

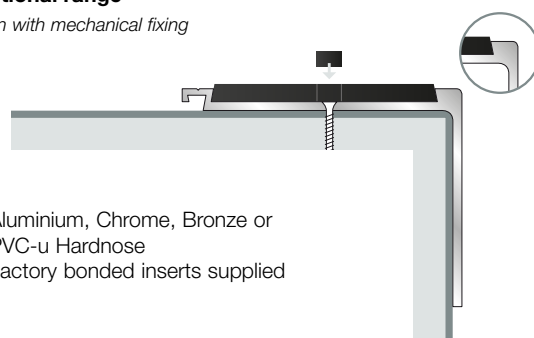
- Aluminium or PVC-u Hardnose
- Extended insert design ensures maximum safety underfoot
- Locking mechanism secures insert in place



Traditional range

Shown with mechanical fixing

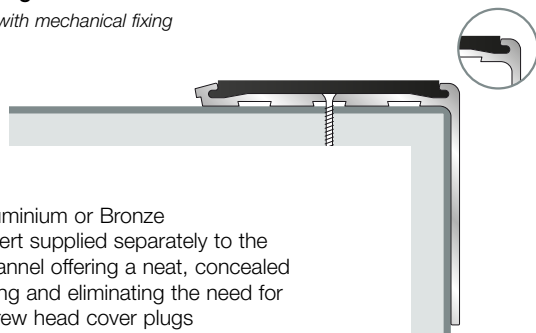
- Aluminium, Chrome, Bronze or PVC-u Hardnose
- Factory bonded inserts supplied



Elite range

Shown with mechanical fixing

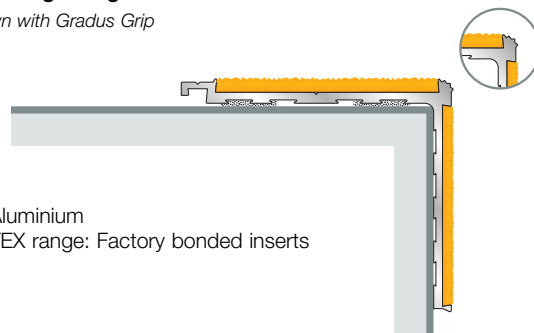
- Aluminium or Bronze
- Insert supplied separately to the channel offering a neat, concealed fixing and eliminating the need for screw head cover plugs
- Mechanical lock for insert



Trans-Edge range

Shown with Gradus Grip

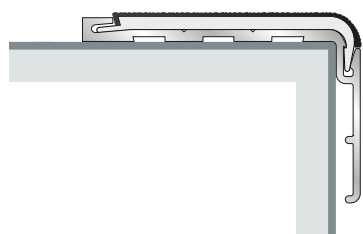
- Aluminium
- TEX range: Factory bonded inserts



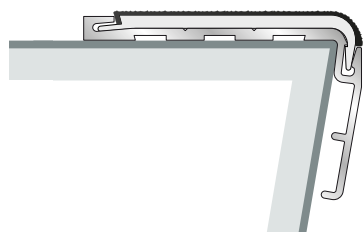
Step 1 continued

Shape of Step

Select the correct stair nosing for the shape of the step – this should be a tight fit to the step to ensure that the profile does not lift or rock during use. There are four main stair nosing shapes to choose from (see below). Kinked face profiles can be used on square and some rake back stairs.



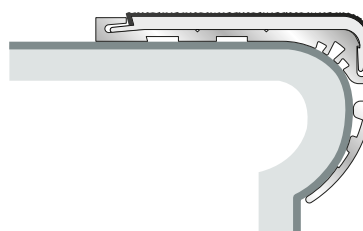
Square



Rake Back



Kinked Face



Bullnose

Tread (going)

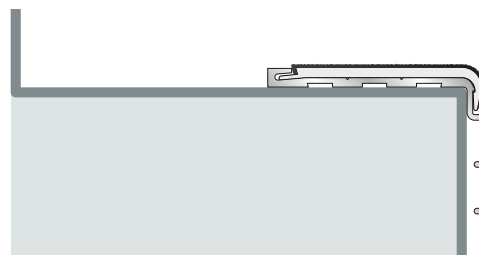
The depth of the tread (going) will also have an influence on the stair nosing selected. A study conducted by BRE found that slips on stairs are often as a result of an overstep, especially on narrow treads (less than 300mm).

To help reduce the risk of slips in an overstep situation, the **XT stair nosing range incorporates a slip-resistant insert that extends around the leading edge of the profile in line with BRE recommendations.**

Gradus offers a wide range of profiles to suit different tread sizes:

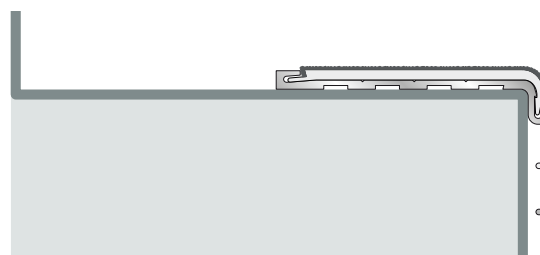
Single Channel

- Single channel – ideal for use on treads up to 300mm deep



Wide, Double & Multiple Channel

- Wide, double and multiple channels – suitable for stairs with a large going, especially if they are subject to heavy volumes of foot traffic e.g. railway stations, supermarkets, department stores, secondary and further education establishments and major hospitals.
- When specifying double channel stair edgings, both inserts should be of the same colour and be of a contrasting colour to the surrounding floor finish.
- When specifying multiple channel stair edgings the front insert should always be in a visually contrasting colour to the remaining inserts to ensure definition of the step edge. The remaining inserts must always be of the same colour and ideally match the surrounding floorcovering.



Gauge

The gauge (thickness) of the stair nosing should be a flush finish to the floorcovering to avoid a trip hazard being created. When used with soft floorcoverings such as carpet and carpet tile, the gauge should achieve a flush finish with the compressed thickness of the floorcovering.

Gradus offers a range of gauges to suit the majority of commercial floorcoverings (see below).

Gauge	Typically used with
Ramp back	No floorcoverings / Resilient floorcoverings – install profile on top of the floorcovering to ensure a safe fit
2mm – 3mm	Resilient floorcoverings
4mm – 5mm	Carpet / Carpet Tile / Resilient floorcoverings with a bevelled underlay (see page 54) in heavy use areas
6mm	Carpet / Carpet Tile
7mm – 10mm	Carpet / Wood / Ceramics / Other heavy duty floorcoverings
10mm – 15mm	Ceramics / Stone / Marble

Fixing Method

A secure fixing between the stair edging and the step is essential to ensuring a safe installation. The stair edging profile, type and condition of the substrate and the application will affect the type of fixing method required.

Adhesive only fixing - Gradus Grip

A specialist adhesive designed to securely bond stair edgings, eliminating the need for screws and screw head cover plugs, providing a neater finish. The Gradus Grip adhesive bond is available with a 10 year warranty.

Mechanical and adhesive fixing

A combination of screw fixings, cartridge adhesive and screw head cover plugs are used to achieve a secure fixing.

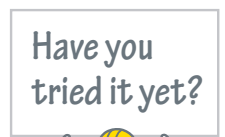
To ensure the correct installation method is selected further information can be found in our installation instructions, visit www.gradus.com



- Save time
- Save money
- Gradus 10 year warranty
- Rapid curing
- No more screws & plugs
- Ultra strong bond

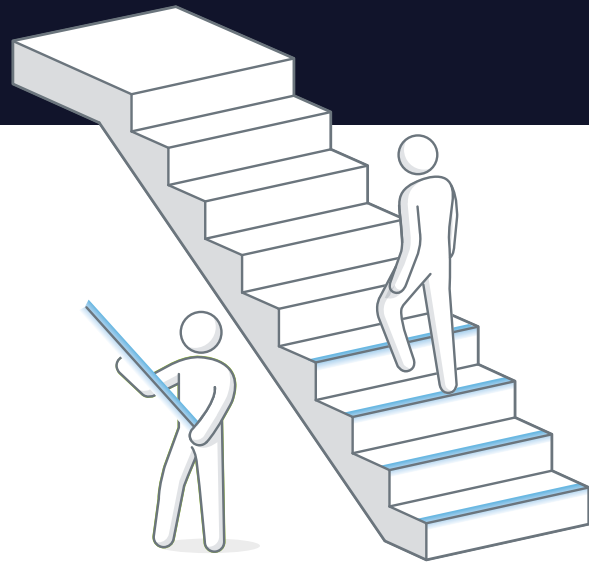
Download the NBS at www.gradus.com

Also ideal for Floor Trims,
Corner Guards & Skirtings.



Step 2

Select the correct slip-resistance for the conditions



Specification Guidelines

BS 8300-2:2018, BS 5395-1:2010 and BS 9266:2013 refers to the slip-resistance of surface finishes on stairs. A pendulum test is used to assess slip-resistance and a Pendulum Test Value (PTV) of greater than 36 is required in both dry conditions and also when the stairs are at risk of becoming wet through walked in moisture and spillages.

Slip-resistance & Performance




An insert provides a surface that creates friction between the sole of the shoe and the step edge, hence providing slip-resistance and reducing the risk of slips on stairs. All Gradus inserts are tested for slip-resistance – see results on page 159.

Ensure the required level of slip-resistance is achieved to reduce the risk of slips and falls on stairs by **selecting the correct insert for the environment**:

- Interior installations – not always dry conditions. Consider whether there is a risk of the stair nosing becoming wet and select the correct insert accordingly.
- Safety flooring – select an insert that matches or improves the slip-resistant qualities of the flooring.

Insert Type	Conditions	Applications	Material	Stair Edgings
Xtra-grip	Interior Wet Interior Dry	Increased surface roughness where the stair edging may become wet e.g. stairs close to entrances or where safety flooring is used. Areas where health and safety are a priority e.g. schools and hospitals.	Pvc with mineral aggregate.	XT (pages 21-22, 41-42) Traditional (pages 25-31, 37-39, 43-45)
Xtra-grip Plus	Interior Wet Interior Dry	As Xtra-grip, with the addition of an enhanced insert bond system for areas subject to more frequent cleaning e.g. catering and food preparation areas.	Pvc with mineral aggregate.	Traditional (pages 25-31, 37-39, 43-45)
Interior	Interior Dry	Areas where there is no risk that the stairs will be contaminated by moisture.	Pvc with mineral inclusion - standard or grained surface.	XT (pages 21-22, 41-42) Elite (pages 23-24, 38) Traditional (pages 25-31, 37-39, 43-45)
Standard Exterior	Exterior	Everyday outdoor use e.g. car park entry / exit steps.	Glass reinforced polyester with fused alumina.	Traditional (pages 25-31, 38-39)
Heavy Duty Exterior	Exterior or Interior Heavy Traffic	Extreme exterior conditions / heavy traffic environments e.g. motorway foot bridges, railway stations, airport terminals and sports stadiums.	Glass reinforced polyester with fused alumina (TEX).	TEX range (page 33)

Step 3



Choose a colour that visually contrasts

Specification Guidelines

BS 8300-2:2018, BS 5395-1:2010, BS 9266:2013 & Approved Documents M (ADM) & K (ADK) of The Building Regulations 2010 highlight the need to ensure there is sufficient visual contrast at the step edge, providing a safe environment for all building users.

Project Rainbow and ADM recommend that there is at least a 30 point difference between the LRVs of the stair nosing and floorcovering to achieve a suitable contrast.


Visual Contrast

All Gradus stair nosing channel and insert colours are measured for LRVs in accordance with BS 8493:2008+A1:2010 to help achieve this difference. Gradus PVC-u Hardnose stair nosings can be selected with the channel and insert in the same colour to provide the ideal solution for creating visual contrast (picture 1), in line with Approved Documents M & K, BS 8300-2:2018, BS 5395-1:2010 and BS 9266:2013 guidelines.



Good Visual Contrast

Installed with Gradus Stair Nosings picture 1



Poor Visual Contrast

No Stair Nosings – Don't Take the Risk

Tonal Contrast

It is important to achieve a tonal contrast between the floorcovering and the stair nosing as people with visual impairments may not be able to see some or all colours but can perceive light and dark. The photographs below show that colour contrast (picture 1) visible to fully-sighted people may not always offer a tonal contrast (picture 2) for partially-sighted people.



Fully-sighted People


Tonal Contrast picture 1



Partially-sighted People

Poor Tonal Contrast picture 2

Stair Edging Colours



The range of stair edging colours from Gradus provides a comprehensive solution allowing specifiers and users to achieve visual contrast in line with recommendations in The Building Regulations 2010 - Approved Documents K & M, BS 8300-2:2018, BS 9266:2013 & BS 5395-1:2010 and BRE IP15/03 (see pages 162-168).

The colours have been developed to provide a wide choice of visual contrast with matching colours for both insert and Hardnose channel. All colours have been measured for light reflectance/visual contrast (LRV using the CIE Y value).

For guidance on selecting matching channel and insert colours that provide visual contrast on both the tread and riser, see pages 160-162. For channel and insert availability by range see individual profile pages.

Please note: Due to the limitations of the printing process, colours within this catalogue should not be relied upon for colour matching. An accurate colour match can only be achieved by requesting the relevant product sample(s) from Gradus Technical Support on 01625 428922.

NCS Colour References



Gradus is a member of NCS (Natural Colour System) and utilises the NCS reference codes shown above each colour. For further information visit www.ncscolour.co.uk

©Property of and used under licence from the Scandinavian Colour Institute AB, SCI-Sweden se, Stockholm 2004.
See www.ncscolour.co.uk for NCS-standard samples.

Channel Colours

Note: Not all colours are available for all profiles.
See individual profile pages for colour availability or refer to the chart on page 19.

PVC-u Hardnose™ Satin Finish

Black LRV: 4.99 NCS: 8502-B 	Ink LRV: 5.40 NCS: 8010-R70B 	Burgundy LRV: 5.89 NCS: 6030-R10B 	Evergreen LRV: 6.63 NCS: 7020-B70G 	Midnight LRV: 6.77 NCS: 6030 - R80B 	Brown LRV: 7.15 NCS: 6010-Y70R
Bluebell LRV: 9.76 NCS: 5030-R90B 	Granite LRV: 11.69 NCS: 6502-R 	Dove LRV: 26.19 NCS: 5000-N 	Linen LRV: 37.50 NCS: 3010-Y30R 	Glacier LRV: 42.73 NCS: 2502-B 	Clay LRV: 51.53 NCS: 2502-Y
Sky LRV: 55.38 NCS: 1515-R90B 	Canvas LRV: 55.43 NCS: 2005-Y30R 	Jade LRV: 55.54 NCS: 2005-G 	Whisp LRV: 56.62 NCS: 2000-N 	Buttercup LRV: 62.62 NCS: 1070-Y 	Snowdrift LRV: 80.54 NCS: 0500-N

PVC-u Hardnose™ Metallic Finish

Burnt Almond LRV: 9.92 NCS: 7010-Y50R 	Zinc LRV: 15.91 NCS: 6005-R80B 	Doublon LRV: 22.01 NCS: 4020-Y 	Silver LRV: 48.29 NCS: 2005-R80B
---	--	--	--

Metals

Aluminium LRV: 67.66 	Bronze LRV: 63.00 	Chrome LRV: 49.79
------------------------------------	---------------------------------	---------------------------------












Flexible Pvc

Black LRV: 4.56 NCS: 8502-B 	Brown LRV: 6.05 NCS: 8010-Y50R 	Granite LRV: 12.77 NCS: 7005-R50B 	Dove LRV: 26.99 NCS: 4500-N 	Snowdrift LRV: 83.77 NCS: 0500-N
---	--	---	---	--












Insert Colours

Note: Not all colours are available for all profiles.
See individual profile pages for colour availability or refer to the chart on page 19.






















Xtra-grip™

Onyx LRV: 4.52 NCS: 8502-B 	Neptune LRV: 5.03 NCS: 8010-R70B 	Umber LRV: 5.71 NCS: 8005-Y50R 	Graphite LRV: 12.56 NCS: 6502-B 	Quarry LRV: 24.71 NCS: 4500-N 	Concrete LRV: 37.44 NCS: 2502-B 
Ochre LRV: 49.97 NCS: 1060-Y 	Surf LRV: 43.58 NCS: 1515-R90B 	Pumice LRV: 46.83 NCS: 2005-Y30R 	Bamboo LRV: 45.84 NCS: 2005-B80G 	Frost LRV: 66.51 NCS: 1002-G50Y 	





Xtra-grip Plus™

Asphalt LRV: 4.52 NCS: 8502-B 	Shark LRV: 5.03 NCS: 8010-R70B 	Bark LRV: 5.71 NCS: 8005-Y50R 	Mercury LRV: 12.56 NCS: 6502-B 	Smoke LRV: 24.71 NCS: 4500-N 	Dusk LRV: 37.44 NCS: 2502-B 
Citrine LRV: 49.97 NCS: 1060-Y 	Air LRV: 43.58 NCS: 1515-R90B 	Sandstone LRV: 46.83 NCS: 2005-Y30R 	Prairie LRV: 45.84 NCS: 2005-B80G 	Calcite LRV: 66.51 NCS: 1002-G50Y 	





Interior Standard Finish

Jet LRV: 4.56 NCS: 8502-B 	Ink LRV: 4.96 NCS: 8010-R70B 	Burgundy LRV: 5.70 NCS: 6030-R10B 	Coffee LRV: 6.05 NCS: 8010-Y50R 	Midnight LRV: 6.56 NCS: 6030-R80B 	Evergreen LRV: 6.69 NCS: 7020-B70G 
Ocean LRV: 8.00 NCS: 6020-R90B 	Poppy LRV: 10.39 NCS: 2070-R 	Lead LRV: 12.77 NCS: 7005-R50B 	Steel LRV: 26.99 NCS: 4500-N 	Cloud LRV: 28.57 NCS: 4010-R70B 	Linen LRV: 38.59 NCS: 3010-Y30R 
Glacier LRV: 42.09 NCS: 2502-B 	Clay LRV: 47.97 NCS: 2502-Y 	Sky LRV: 52.63 NCS: 1515-R90B 	Canvas LRV: 53.27 NCS: 2005-Y30R 	Jade LRV: 53.98 NCS: 2005-G 	Buttercup LRV: 55.54 NCS: 1070-Y 
Photoluminescent LRV: 57.59 - lit conditions 	Whisp LRV: 58.17 NCS: 2000-N 	Snowdrift LRV: 83.77 NCS: 0500-N 			

Interior Grained Finish





Black LRV: 6.47 NCS: 7502-B 	Brown LRV: 12.13 NCS: 6010-Y70R 	Granite LRV: 13.44 NCS: 6502-R 	Dove LRV: 23.40 NCS: 5000-N 
---	---	--	--

Standard Exterior

Tornado LRV: 4.49 	Sandstorm LRV: 50.77 	Hurricane LRV: 30.43 	Blizzard LRV: 83.25 
--	---	---	---

Note:
Standard Exterior available in cut lengths only up to 2.75m. Factory bonded insert with visible fixings (no cover plugs). Not available curved.

Heavy Duty Exterior

Charcoal LRV: 4.07 	Firestorm LRV: 43.96 	Ash LRV: 24.77 	Avalanche LRV: 73.00 
---	---	---	--



Stair Edging Colour Availability

Key: • Available from stock

See pages 16-17 for larger colour swatches

		PVC-u Hardnose XT pages 41-42	PVC-u Hardnose RN page 44	PVC-u Hardnose DDA page 43	PVC-u Hardnose RNRC page 43	PVC-u Hardnose MR page 45	Aluminium XT pages 21-22	Aluminium CXT page 22	Aluminium Elite pages 23-24	Aluminium Traditional pages 25-31	Aluminium Trans-Edge TEX page 33	Chrome page 37	Bronze Elite page 38	Bronze Traditional page 38-39	LED Step Lighting page 67-69		
INSERT	Interior Standard	Jet	•	•	•	•	•	•	•	•		•	•	•	• ****		
		Ink	•	•	•	•	•	•	•	•		•	•	•	•	•	
		Midnight		•	•	•	•	•	•	•	•		•	•	•	•	•
		Burgundy	•	•	•	•	•	•	•	•	•		•	•	•	•	•
		Evergreen		•	•	•	•	•	•	•	•		•	•	•	•	•
		Coffee	•	•	•	•	•	•	•	•	•		•	•	•	•	• ****
		Ocean		•	•	•	•	•	•	•	•		•	•	•	•	•
		Lead	•	•	•	•	•	•	•	•	•		•	•	•	•	• ****
		Cloud		•	•	•	•	•	•	•	•		•	•	•	•	•
		Steel	•	•	•	•	•	•	•	•	•		•	•	•	•	• ****
		Linen		•	•	•	•	•	•	•	•		•	•	•	•	•
		Glacier	•	•	•	•	•	•	•	•	•		•	•	•	•	•
		Canvas	•	•	•	•	•	•	•	•	•		•	•	•	•	•
		Buttercup	•	•	•	•	•	•	•	•	•		•	•	•	•	•
		Snowdrift	•	•	•	•	•	•	•	•	•		•	•	•	•	• ****
		Poppy		•	•	•	•	•	•	•	•		•	•	•	•	•
		Clay	•						•	•			•	•	•	•	• ***
		Jade	•						•	•			•	•	•	•	• ***
		Sky	•						•	•			•	•	•	•	• ***
		Wisp	•						•	•			•	•	•	•	• ***
Photoluminescent		•	•	•	•	•				• *	•		•	• *	•		
Interior Grained	Black		•	•	•	•				•		•	•	•	•		
	Brown		•	•	•	•				•		•	•	•	•		
	Granite		•	•	•	•				•		•	•	•	•		
	Dove		•	•	•	•				•		•	•	•	•		
Xtra-grip & Xtra-grip Plus	Onyx / Asphalt	• **	•	•	•	•	• **	• **		•		•	•	•	•		
	Neptune / Shark	• **	•	•	•	•	• **	• **		•		•	•	•	•		
	Umber / Bark	• **	•	•	•	•	• **	• **		•		•	•	•	•		
	Graphite / Mercury	• **	•	•	•	•	• **	• **		•		•	•	•	•		
	Quarry / Smoke	• **	•	•	•	•	• **	• **		•		•	•	•	•		
	Concrete / Dusk	• **	•	•	•	•	• **	• **		•		•	•	•	•		
	Ochre / Citrine	• **	•	•	•	•	• **	• **		•		•	•	•	•		
	Surf / Air	• **	•	•	•	•	• **	• **		•		•	•	•	•		
	Pumice / Sandstone	• **	•	•	•	•	• **	• **		•		•	•	•	•		
	Bamboo / Prairie	• **	•	•	•	•	• **	• **		•		•	•	•	•		
Frost / Calcite	• **	•	•	•	•	• **	• **		•		•	•	•	•			
Standard Exterior	Tornado									•				•	•		
	Sandstorm									•				•	•		
	Hurricane									•				•	•		
	Blizzard									•				•	•		
Heavy Duty Exterior	Charcoal										•						
	Ash										•						
	Firestorm										•						
	Avalanche										•						
CHANNEL	Hardnose	Bluebell		•	•												
		Black	•	•	•	•											
		Brown	•	•	•	•											
		Granite	•	•	•	•											
		Dove	•	•	•	•											
		Ink	•	•	•	•											
		Midnight		•	•	•											
		Burgundy	•	•	•	•											
		Evergreen		•	•	•											
		Linen		•	•	•											
		Glacier	•	•	•	•											
		Canvas	•	•	•	•											
		Buttercup	•	•	•	•											
		Snowdrift	•	•	•	•											
		Clay	•														
		Jade	•														
	Sky	•															
	Wisp	•															
	Metallic Hardnose	Burnt Almond					•										
		Zinc					•										
Doublon						•											
Silver						•											



For guidance on selecting matching channel and insert colours that provide visual contrast on both the tread and riser, see pages 160-162.

* AS19, G65, BGR121 are not available with Photoluminescent insert. ** Available with Xtra-grip only. *** Available with RXT1218L only. **** ELINS30 colour availability for ELAF2350.

Aluminium - Stair Edgings



An extensive range of attractive and hardwearing stair edgings comprising aluminium channels with a choice of slip-resistant inserts. Used in conjunction with floorcoverings from all major manufacturers. Suitable for all commercial and most industrial applications.

Choice of Profile:

- XT range
- Elite range
- Traditional range

Information:

- For guidance on the correct selection of stair edgings see pages 10 to 15.
- For larger colour swatches, Light Reflectance Values (LRVs) and NCS references see pages 16 to 17.



Profile can be curved subject to approval of template - contact Gradus Technical Support for further information.

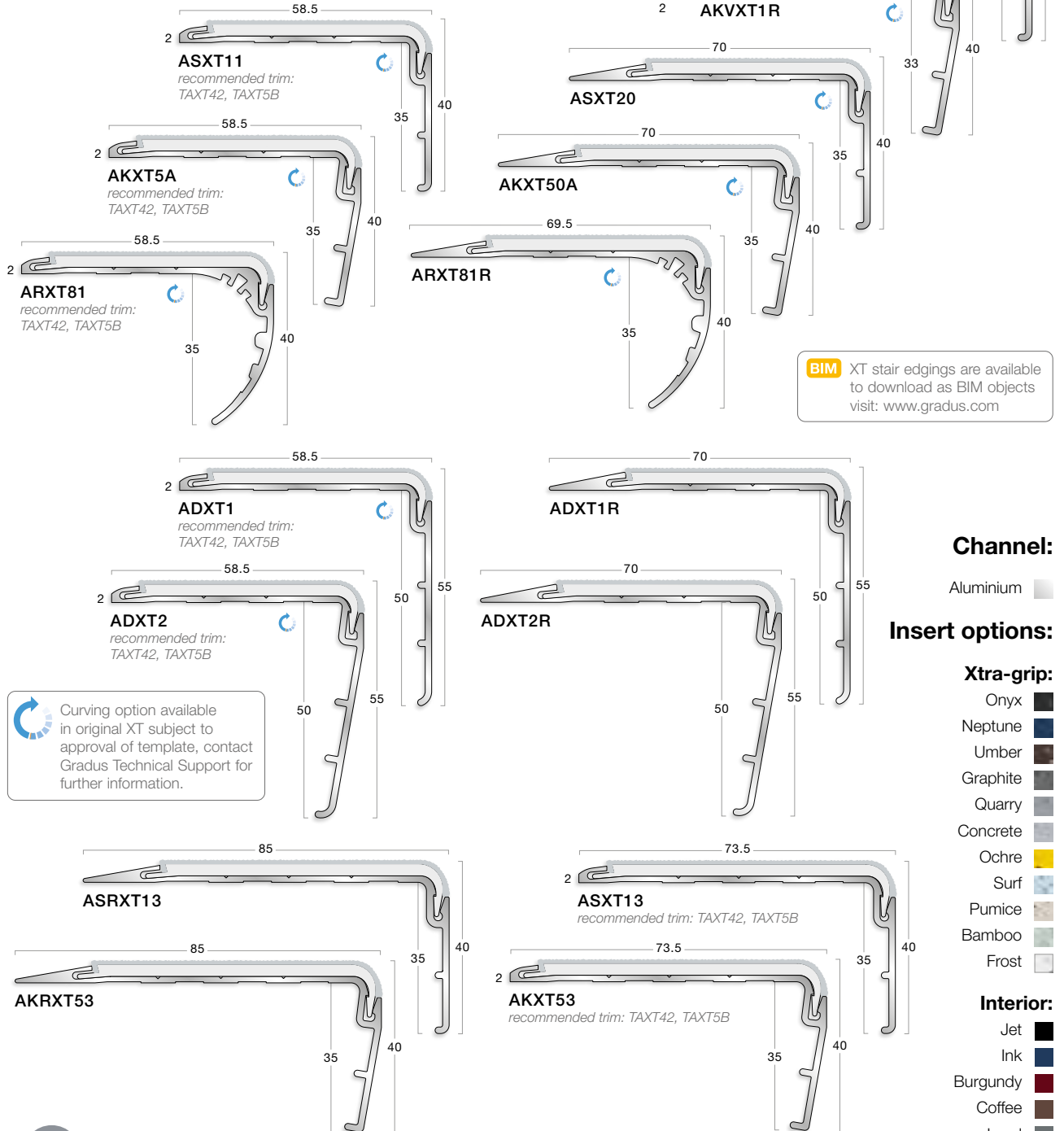


Visit: www.gradus.com to download: AutoCAD drawings, Gradus & NBS Specifications, Cleaning & Maintenance, Installation Guidelines and Health & Safety Data Sheets.

XT™ - Aluminium



Extended insert design ensures maximum safety underfoot in line with the guidance in BRE, BS 8300-2:2018, BS 9266:2013 and BS 5395-1:2010 (pages 162 to 168)



BIM XT stair edgings are available to download as BIM objects visit: www.gradus.com

Curving option available in original XT subject to approval of template, contact Gradus Technical Support for further information.

Channel:

Aluminium

Insert options:

Xtra-grip:

- Onyx
- Neptune
- Umber
- Graphite
- Quarry
- Concrete
- Ochre
- Surf
- Pumice
- Bamboo
- Frost

Interior:

- Jet
- Ink
- Burgundy
- Coffee
- Lead
- Steel
- Glacier
- Canvas
- Clay
- Sky
- Jade
- Wisp
- Buttercup
- Snowdrift

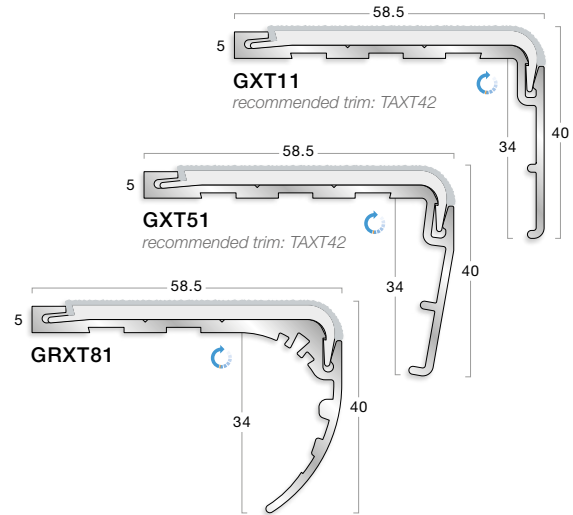
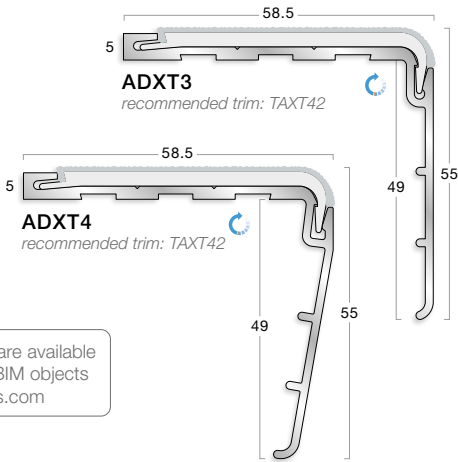


	For guidance on the correct selection of stair edgings and inserts see pages 10 to 15.
Colour	For larger colour swatches, Light Reflectance Values (LRVs) and NCS references see pages 16 to 17.
Gauge	Ramp - typically used with resilient flooring or where no surface floorcoverings are used. 2mm - typically used with resilient flooring.
Trims	For recommended trims see individual profiles. For further information on trims see pages 48 to 55.
Profiles	Dimensions shown are nominal. Illustrations are 70% size in mm. Products subject to minor design alterations without notice. UK patent GB2433437B. UK/EU Registered Design no 9/000465950 and 9/002471599.

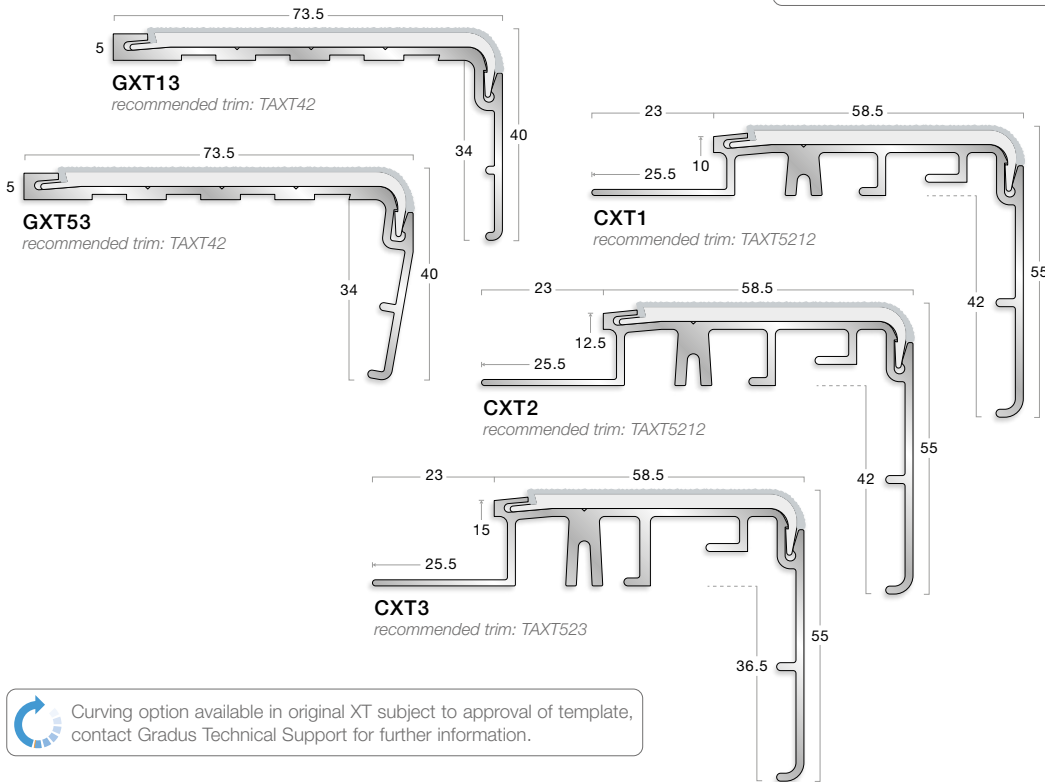
XT™ - Aluminium



Extended insert design ensures maximum safety underfoot in line with the guidance in BRE, BS 8300-2:2018, BS 9266:2013 and BS 5395-1:2010 (pages 162 to 168)



BIM XT stair edgings are available to download as BIM objects visit: www.gradus.com



Channel:

Aluminium

Insert options:

Xtra-grip:

- Onyx
- Neptune
- Umber
- Graphite
- Quarry
- Concrete
- Ochre
- Surf
- Pumice
- Bamboo
- Frost

Interior:

- Jet
- Ink
- Burgundy
- Coffee
- Lead
- Steel
- Glacier
- Canvas
- Clay
- Sky
- Jade
- Whisp
- Buttercup
- Snowdrift

Curving option available in original XT subject to approval of template, contact Gradus Technical Support for further information.

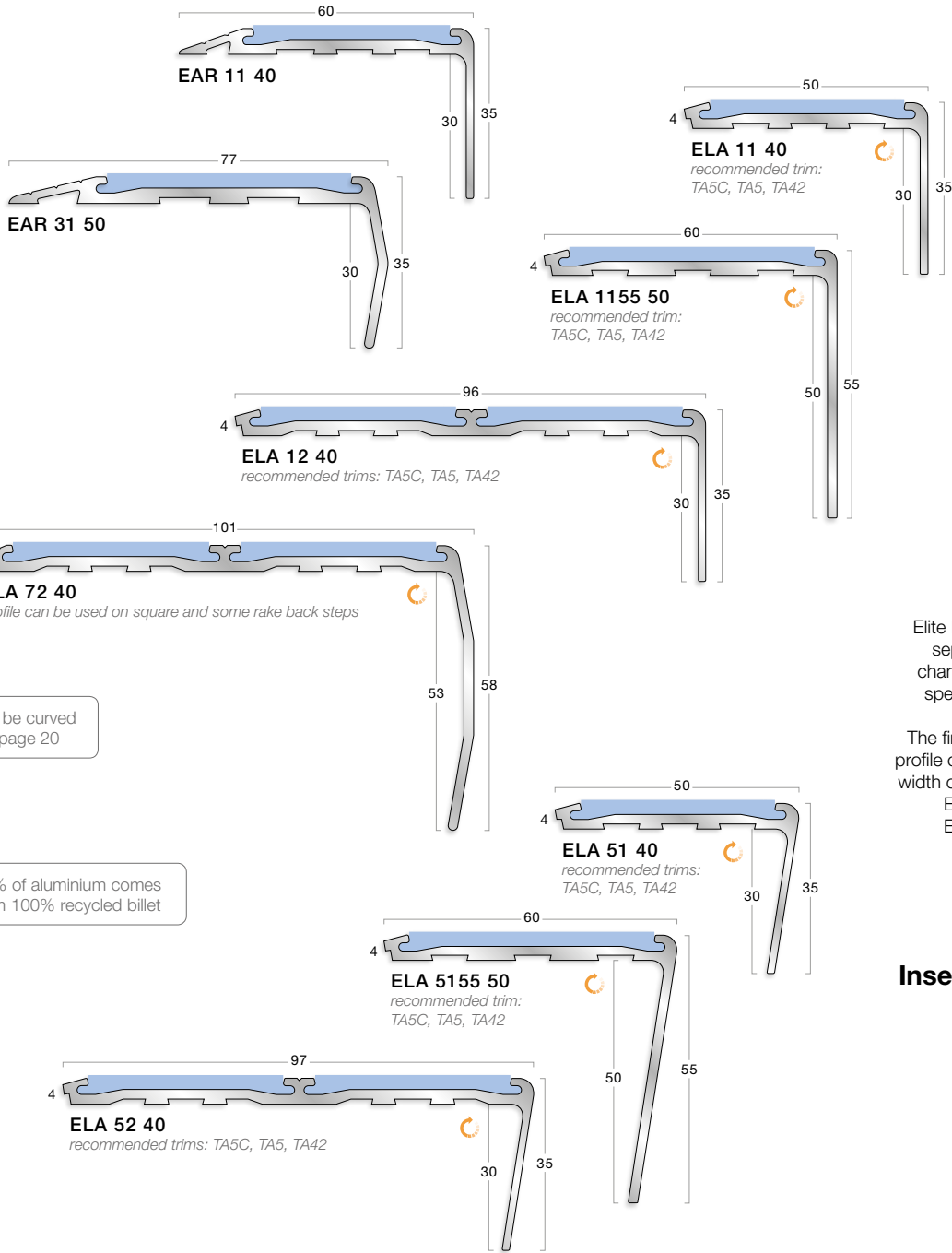


For guidance on the correct selection of stair edgings and inserts see pages 10 to 15.

Colour	For larger colour swatches, Light Reflectance Values (LRVs) and NCS references see pages 16 to 17.
Gauge	5mm - typically used with carpet or resilient flooring with bevelled underlay (see page 54) in heavy use areas. 10mm - 15mm - typically used with ceramics, stone and marble.
Trims	For recommended trims see individual profiles. For further information on trims see pages 48 to 55.
Profiles	Dimensions shown are nominal. Illustrations are 70% size in mm. Products subject to minor design alterations without notice. UK patent GB2433437B. UK/EU Registered Design no 9/000465950 and 9/001102875.



Elite stair edgings offer a secured insert with the benefit of a concealed mechanical fixing



Can be curved see page 20

70% of aluminium comes from 100% recycled billet

Elite Insert is supplied separately from the channel and must be specified separately.

The final 2 digits in the profile code indicate the width of insert required. ELINS40 (40mm), ELINS50 (50mm).

Channel:

Aluminium

Insert options:


Interior:

- Jet
- Ink
- Midnight
- Burgundy
- Evergreen
- Coffee
- Ocean
- Lead
- Cloud
- Steel
- Linen
- Glacier
- Canvas
- Buttercup
- Poppy
- Snowdrift



	For guidance on the correct selection of stair edgings and inserts see pages 10 to 15.
Colour	For larger colour swatches, Light Reflectance Values (LRVs) and NCS references see pages 16 to 17.
Gauge	Ramp - typically used with resilient flooring or where no surface floorcoverings are used. 3mm - 4mm - typically used with carpet or resilient flooring with bevelled underlay in heavy use areas.
Trims	For recommended trims see individual profiles. For further information on trims see pages 48 to 55.
Profiles	Dimensions shown are nominal. Illustrations are 70% size in mm. Products subject to minor design alterations without notice.

Elite™ - Aluminium



Elite stair edgings offer a secured insert with the benefit of a concealed mechanical fixing

Elite Insert is supplied separately from the channel and must be specified separately.

The final 2 digits in the profile code indicate the width of insert required. ELINS40 (40mm), ELINS50 (50mm).

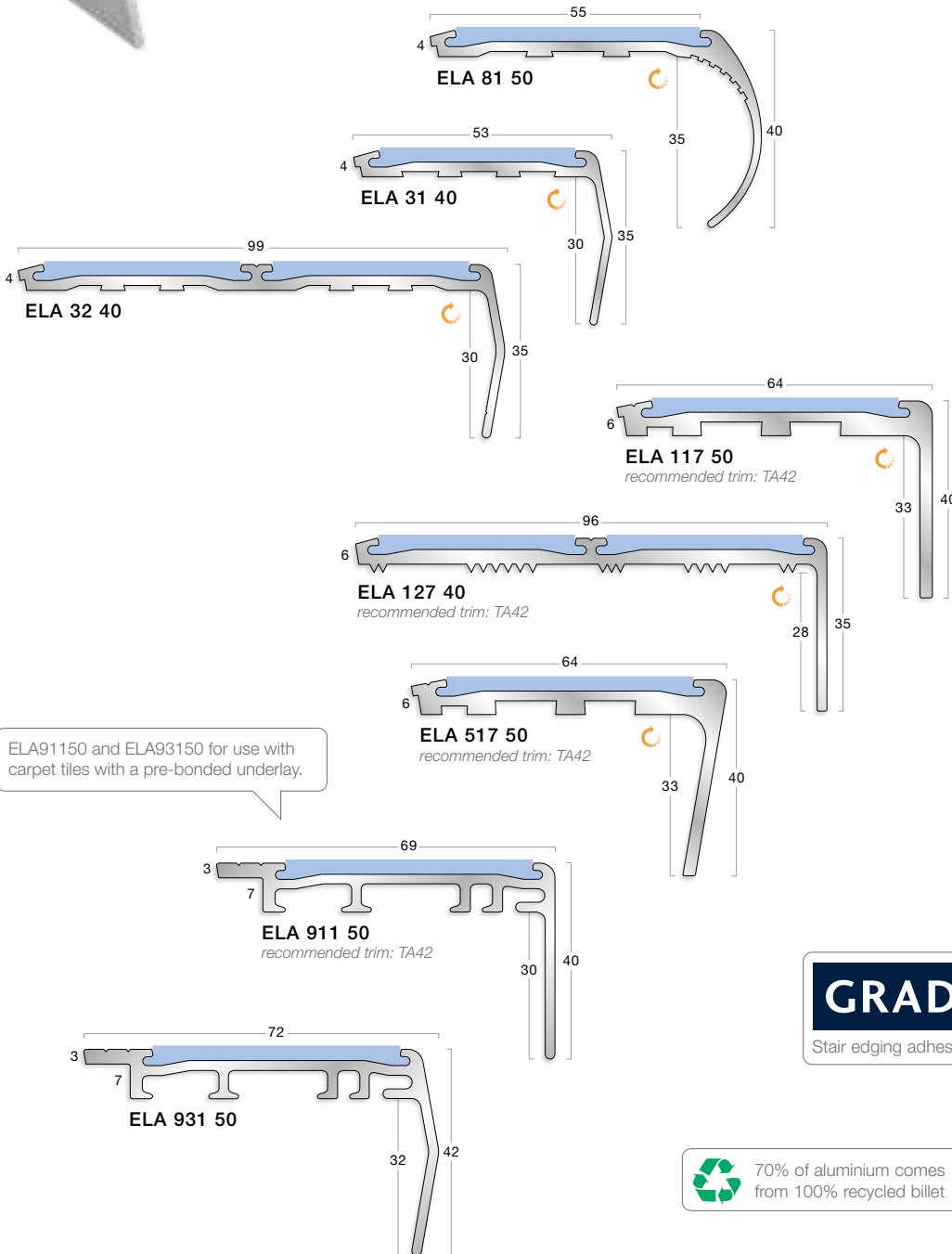
Channel:

Aluminium

Insert options:

Interior:


- Jet
- Ink
- Midnight
- Burgundy
- Evergreen
- Coffee
- Ocean
- Lead
- Cloud
- Steel
- Linen
- Glacier
- Canvas
- Buttercup
- Poppy
- Snowdrift



For guidance on the correct selection of stair edgings and inserts see pages 10 to 15.

Colour	For larger colour swatches, Light Reflectance Values (LRVs) ratings and NCS references see pages 16 to 17.
Gauge	4mm - 6mm - typically used with carpet or resilient flooring with bevelled underlay (see page 54) in heavy use areas. 7mm - 10mm - typically used with carpet tiles with a pre-bonded underlay.
Trims	For recommended trims see individual profiles. For further information on trims see pages 48 to 55.
Profiles	Dimensions shown are nominal. Illustrations are 70% size in mm. Products subject to minor design alterations without notice.

Traditional - Aluminium A range



Factory bonded inserts supplied with capping plugs to conceal screw heads after fixing

Channel:

Aluminium

Insert options:

Xtra-grip:

- Onyx
- Neptune
- Umber
- Graphite
- Quarry
- Concrete
- Ochre
- Surf
- Pumice
- Bamboo
- Frost

Xtra-grip Plus:

- Asphalt
- Shark
- Bark
- Mercury
- Smoke
- Dusk
- Citrine
- Air
- Sandstone
- Prairie
- Calcite

Interior:

- Jet
- Ink
- Midnight
- Burgundy
- Evergreen
- Coffee
- Ocean
- Lead
- Cloud
- Steel
- Linen
- Glacier
- Canvas
- Buttercup
- Poppy
- Photoluminescent
- Snowdrift

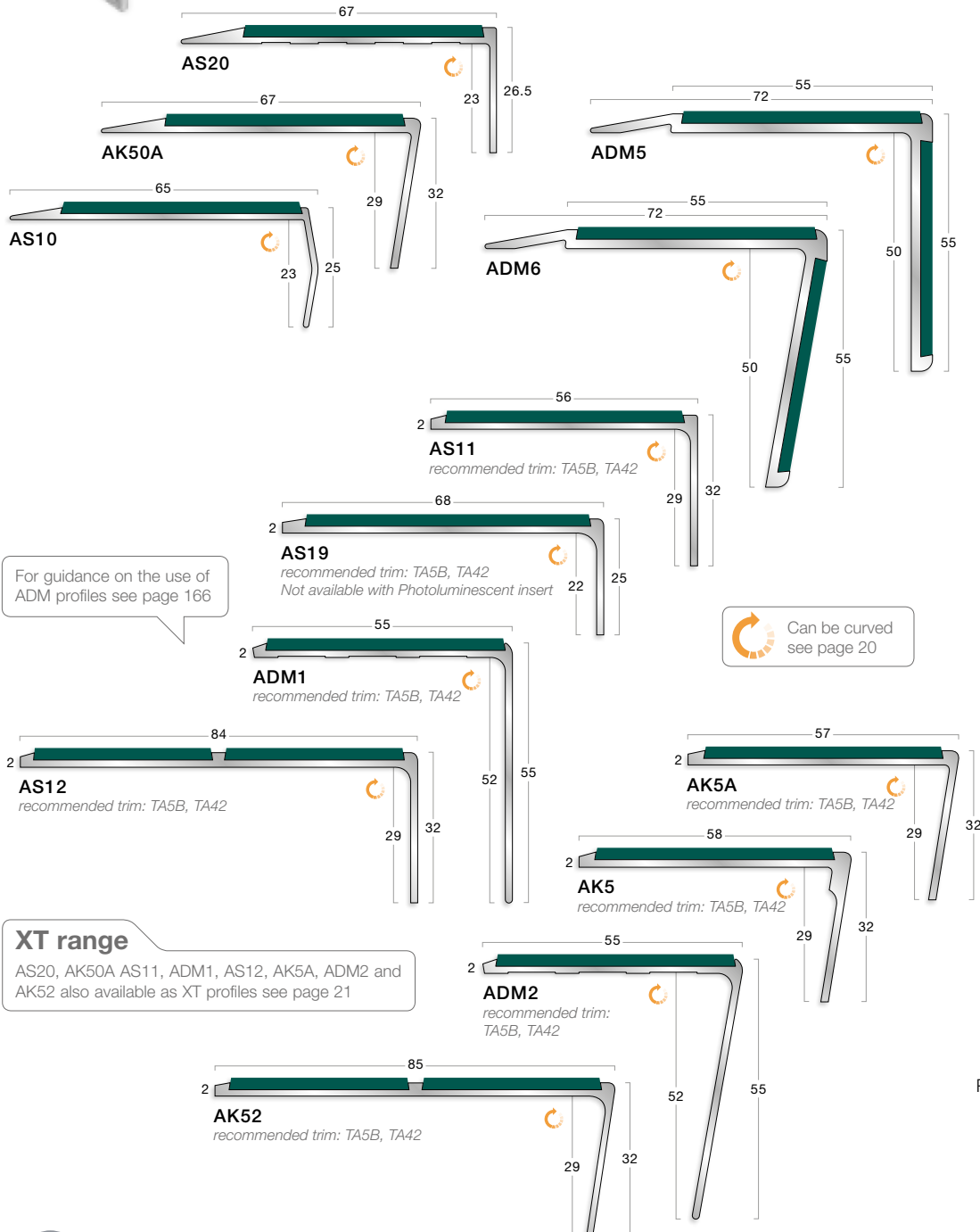
Interior Grained:

- Black
- Brown
- Granite
- Dove

Standard Exterior:

See page 17 for details

- Tornado
- Sandstorm
- Hurricane
- Blizzard



XT range

AS20, AK50A AS11, ADM1, AS12, AK5A, ADM2 and AK52 also available as XT profiles see page 21



For guidance on the correct selection of stair edgings and inserts see pages 10 to 15.

Colour For larger colour swatches, Light Reflectance Values (LRVs) and NCS references see pages 16 to 17.

Gauge Ramp - typically used with resilient flooring or where no surface floorcoverings are used.

2mm - typically used with resilient flooring.

Trims For recommended trims see individual profiles. For further information on trims see pages 48 to 55.

Profiles Dimensions shown are nominal. Illustrations are 70% size in mm. Products subject to minor design alterations without notice. ADM profiles - UK/EU Registered Design no 9/000113899.

Traditional - Aluminium A range



Factory bonded inserts supplied with capping plugs to conceal screw heads after fixing

Channel:

Aluminium

Insert options:

Xtra-grip:

- Onyx
- Neptune
- Umber
- Graphite
- Quarry
- Concrete
- Ochre
- Surf
- Pumice
- Bamboo
- Frost

Xtra-grip Plus:

- Asphalt
- Shark
- Bark
- Mercury
- Smoke
- Dusk
- Citrine
- Air
- Sandstone
- Prairie
- Calcite

Interior:

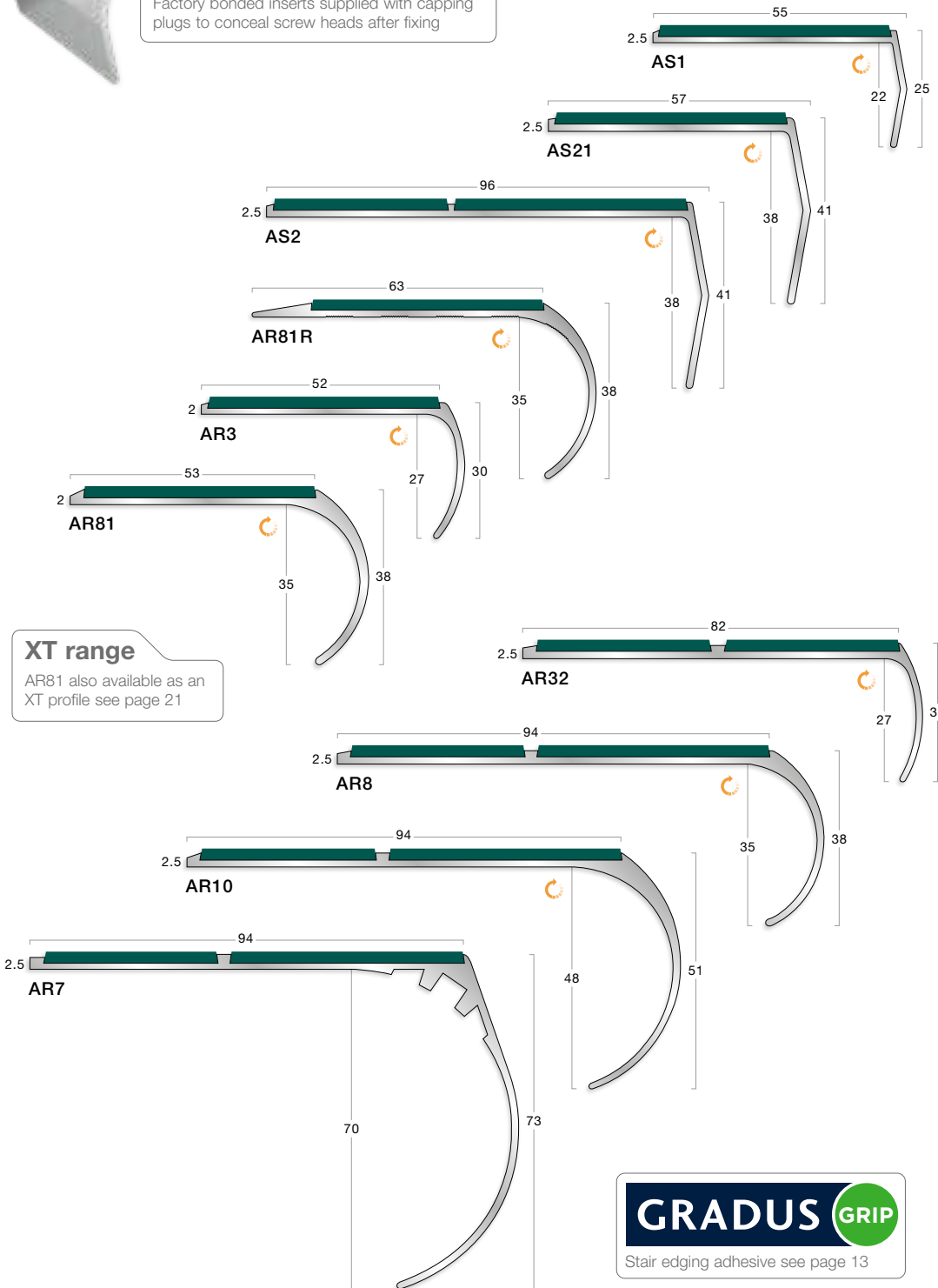
- Jet
- Ink
- Midnight
- Burgundy
- Evergreen
- Coffee
- Ocean
- Lead
- Cloud
- Steel
- Linen
- Glacier
- Canvas
- Buttercup
- Poppy
- Photoluminescent
- Snowdrift

Interior Grained:

- Black
- Brown
- Granite
- Dove

Standard Exterior:

- See page 17 for details*
- Tornado
- Sandstorm
- Hurricane
- Blizzard



XT range

AR81 also available as an XT profile see page 21



For guidance on the correct selection of stair edgings and inserts see pages 10 to 15.

Colour For larger colour swatches, Light Reflectance Values (LRVs) and NCS references see pages 16 to 17.

Gauge 2mm - 2.5mm - typically used with resilient flooring.

Trims For recommended trims see individual profiles. For further information on trims see pages 48 to 55.

Profiles Dimensions shown are nominal. Illustrations are 70% size in mm. Products subject to minor design alterations without notice.

Traditional - Aluminium S + H range



Factory bonded inserts supplied with capping plugs to conceal screw heads after fixing

Channel:
Aluminium

Insert options:

Xtra-grip:

- Onyx
- Neptune
- Umber
- Graphite
- Quarry
- Concrete
- Ochre
- Surf
- Pumice
- Bamboo
- Frost

Xtra-grip Plus:

- Asphalt
- Shark
- Bark
- Mercury
- Smoke
- Dusk
- Citrine
- Air
- Sandstone
- Prairie
- Calcite

Interior:

- Jet
- Ink
- Midnight
- Burgundy
- Evergreen
- Coffee
- Ocean
- Lead
- Cloud
- Steel
- Linen
- Glacier
- Canvas
- Buttercup
- Poppy
- Photoluminescent
- Snowdrift

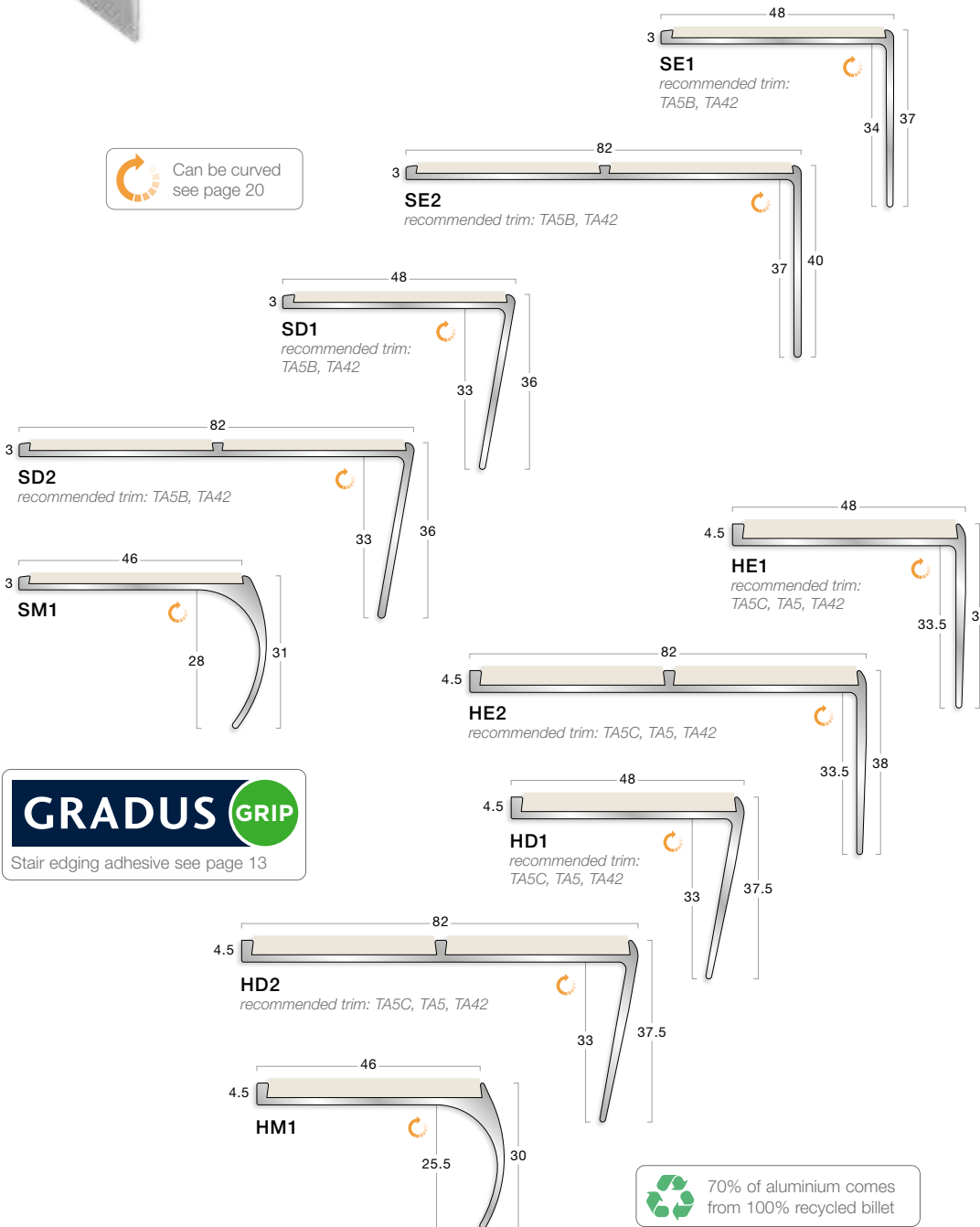
Interior Grained:

- Black
- Brown
- Granite
- Dove

Standard Exterior:

- See page 17 for details
- Tornado
- Sandstorm
- Hurricane
- Blizzard

Can be curved see page 20



For guidance on the correct selection of stair edgings and inserts see pages 10 to 15.

Colour For larger colour swatches, Light Reflectance Values (LRVs) and NCS references see pages 16 to 17.

Gauge 3mm - typically used with resilient flooring.

4.5mm - typically used with carpet or resilient flooring with bevelled underlay in heavy use areas.

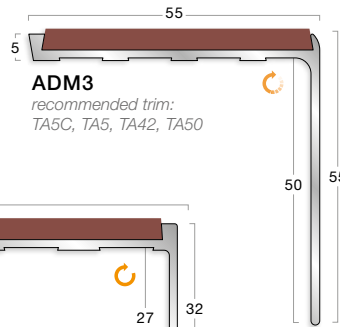
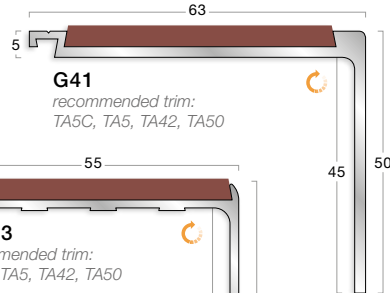
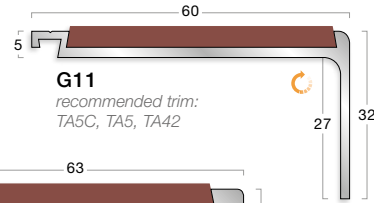
Trims For recommended trims see individual profiles. For further information on trims see pages 48 to 55.

Profiles Dimensions shown are nominal. Illustrations are 70% size in mm. Products subject to minor design alterations without notice.

Traditional - Aluminium G range

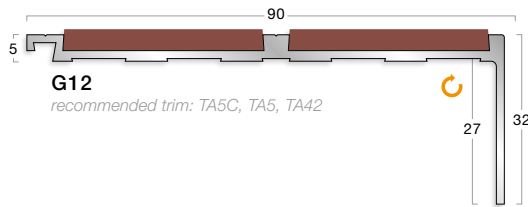


Factory bonded inserts supplied with capping plugs to conceal screw heads after fixing

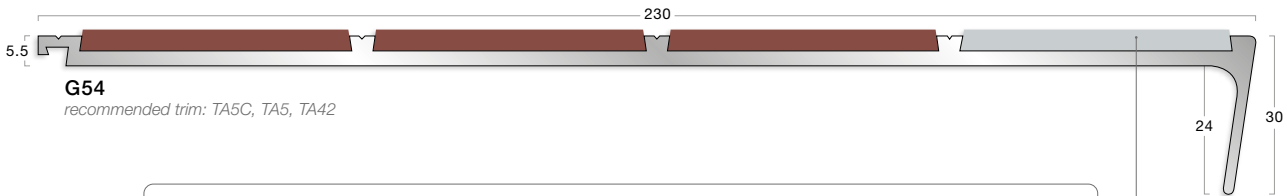
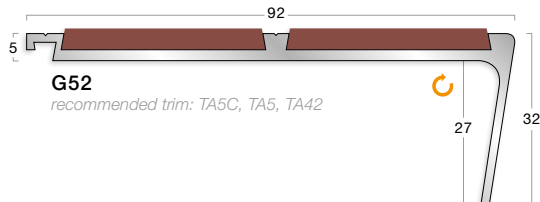
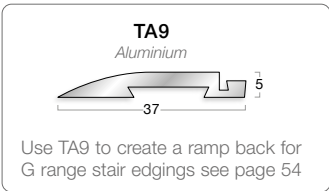
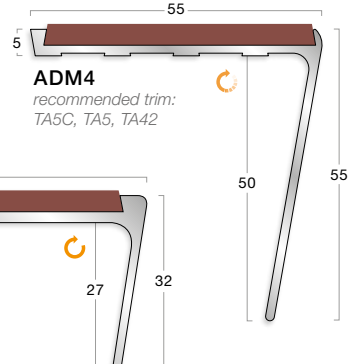
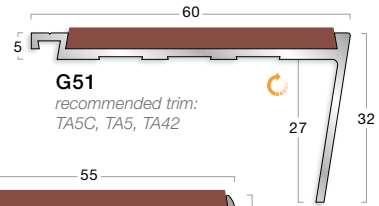


Can be curved see page 20

XT range
G11, ADM3, G12, G51, ADM4 and G52 also available as XT profiles see page 22



For guidance on the use of ADM profiles see page 166



Front insert should always be in a visually contrasting colour to the remaining inserts to ensure definition of the step edge. The remaining inserts must always be of the same colour and ideally match the surrounding floorcovering. The colours selected must contrast by 30 points on the LRV scale - see page 17 for insert LRVs.



For guidance on the correct selection of stair edgings and inserts see pages 10 to 15.

Colour	For larger colour swatches, Light Reflectance Values (LRVs) and NCS references see pages 16 to 17.
Gauge	5mm - 5.5mm - typically used with carpet or resilient flooring with bevelled underlay (see page 54) in heavy use areas.
Trims	For recommended trims see individual profiles. For further information on trims see pages 48 to 55.
Profiles	Dimensions shown are nominal. Illustrations are 70% size in mm. Products subject to minor design alterations without notice. ADM profiles - UK/EU Registered Design no 9/000113899.

Traditional - Aluminium G range



Factory bonded inserts supplied with capping plugs to conceal screw heads after fixing

Channel: Aluminium

Insert options:



Xtra-grip:

- Onyx
- Neptune
- Umber
- Graphite
- Quarry
- Concrete
- Ochre
- Surf
- Pumice
- Bamboo
- Frost

Xtra-grip Plus:

- Asphalt
- Shark
- Bark
- Mercury
- Smoke
- Dusk
- Citrine
- Air
- Sandstone
- Prairie
- Calcite

Interior:

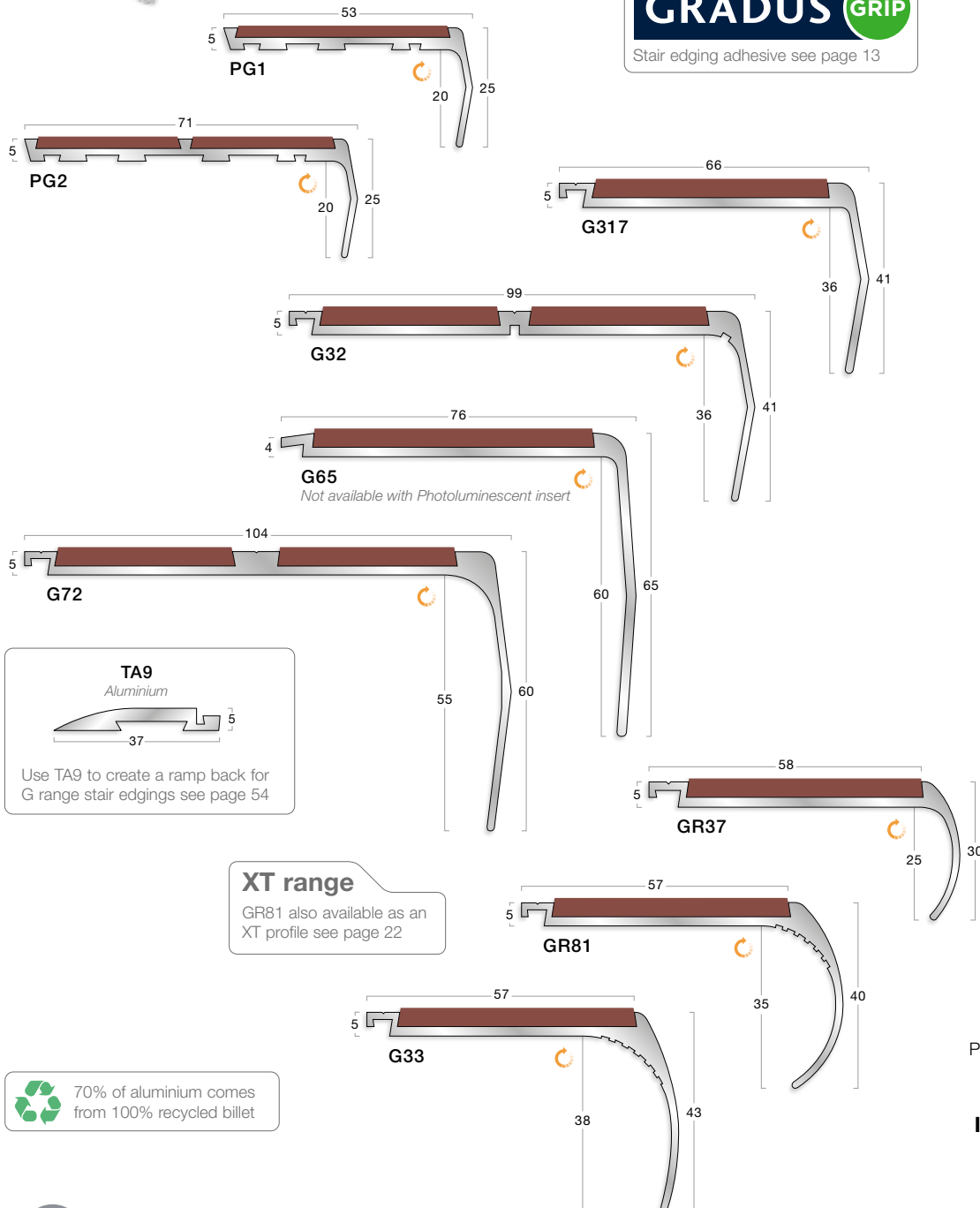
- Jet
- Ink
- Midnight
- Burgundy
- Evergreen
- Coffee
- Ocean
- Lead
- Cloud
- Steel
- Linen
- Glacier
- Canvas
- Buttercup
- Poppy
- Photoluminescent
- Snowdrift

Interior Grained:

- Black
- Brown
- Granite
- Dove

Standard Exterior:

- See page 17 for details
- Tornado
 - Sandstorm
 - Hurricane
 - Blizzard




Use TA9 to create a ramp back for G range stair edgings see page 54

XT range
GR81 also available as an XT profile see page 22

70% of aluminium comes from 100% recycled billet

i	For guidance on the correct selection of stair edgings and inserts see pages 10 to 15.
Colour	For larger colour swatches, Light Reflectance Values (LRVs) and NCS references see pages 16 to 17.
Gauge	4mm - 5mm - typically used with carpet or resilient flooring with bevelled underlay (see page 54) in heavy use areas.
Trims	For recommended trims see individual profiles. For further information on trims see pages 48 to 55.
Profiles	Dimensions shown are nominal. Illustrations are 70% size in mm. Products subject to minor design alterations without notice.

Traditional - Aluminium G range



Factory bonded inserts supplied with capping plugs to conceal screw heads after fixing

Channel:
Aluminium

Insert options:

Xtra-grip:

- Onyx
- Neptune
- Umber
- Graphite
- Quarry
- Concrete
- Ochre
- Surf
- Pumice
- Bamboo
- Frost

Xtra-grip Plus:

- Asphalt
- Shark
- Bark
- Mercury
- Smoke
- Dusk
- Citrine
- Air
- Sandstone
- Prairie
- Calcite

Interior:

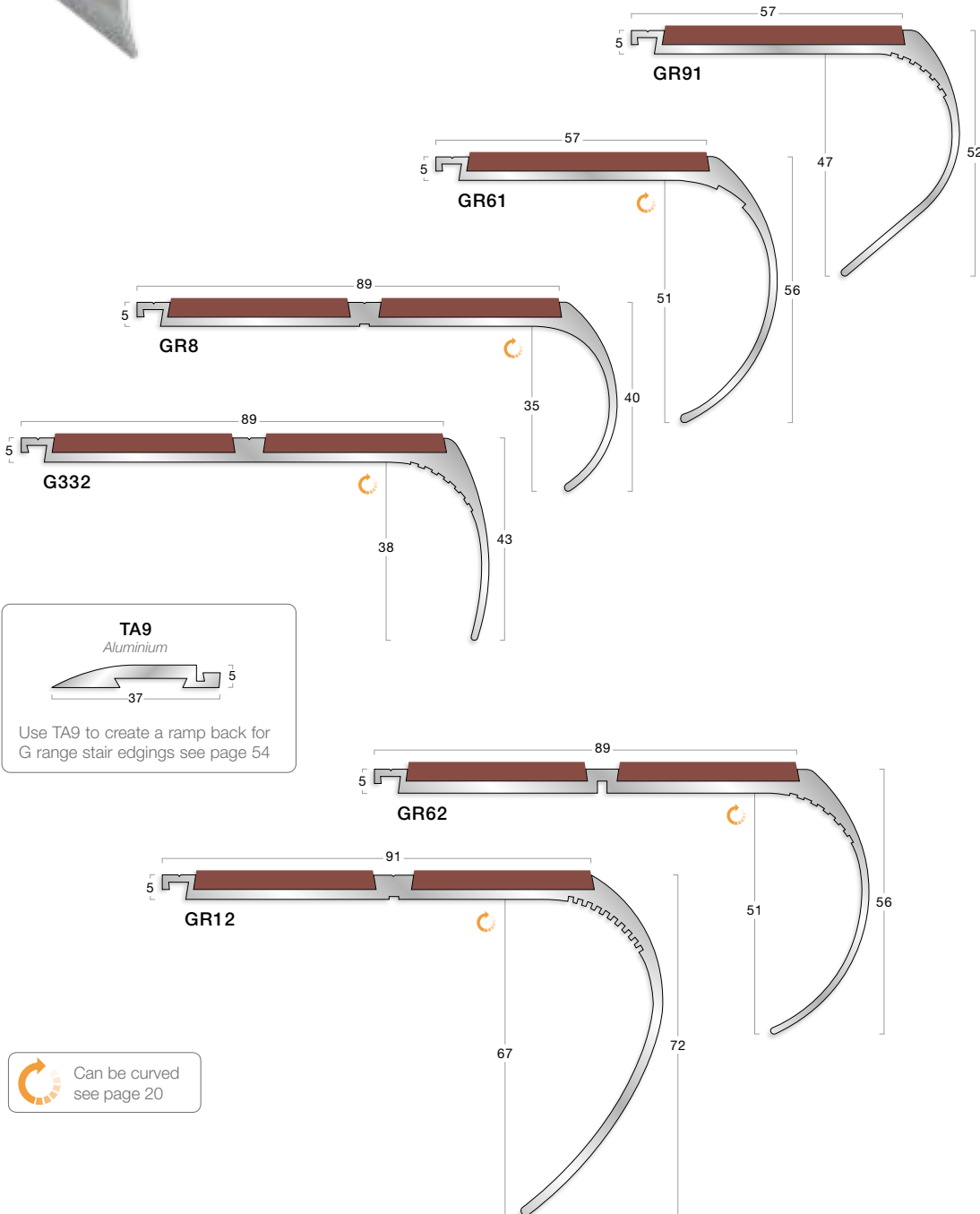
- Jet
- Ink
- Midnight
- Burgundy
- Evergreen
- Coffee
- Ocean
- Lead
- Cloud
- Steel
- Linen
- Glacier
- Canvas
- Buttercup
- Poppy
- Photoluminescent
- Snowdrift

Interior Grained:

- Black
- Brown
- Granite
- Dove

Standard Exterior:

- Tornado
- Sandstorm
- Hurricane
- Blizzard



TA9
Aluminium
Use TA9 to create a ramp back for G range stair edgings see page 54

Can be curved see page 20

i	For guidance on the correct selection of stair edgings and inserts see pages 10 to 15.
Colour	For larger colour swatches, Light Reflectance Values (LRVs) and NCS references see pages 16 to 17.
Gauge	5mm - typically used with carpet or resilient flooring with bevelled underlay (see page 54) in heavy use areas.
Trims	For recommended trims see individual profiles. For further information on trims see pages 48 to 55.
Profiles	Dimensions shown are nominal. Illustrations are 70% size in mm. Products subject to minor design alterations without notice.

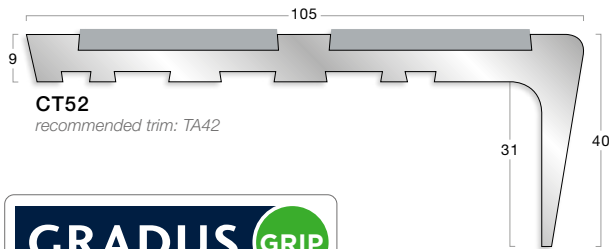
Traditional - Aluminium CT range



Factory bonded inserts supplied with capping plugs to conceal screw heads after fixing



70% of aluminium comes from 100% recycled billet

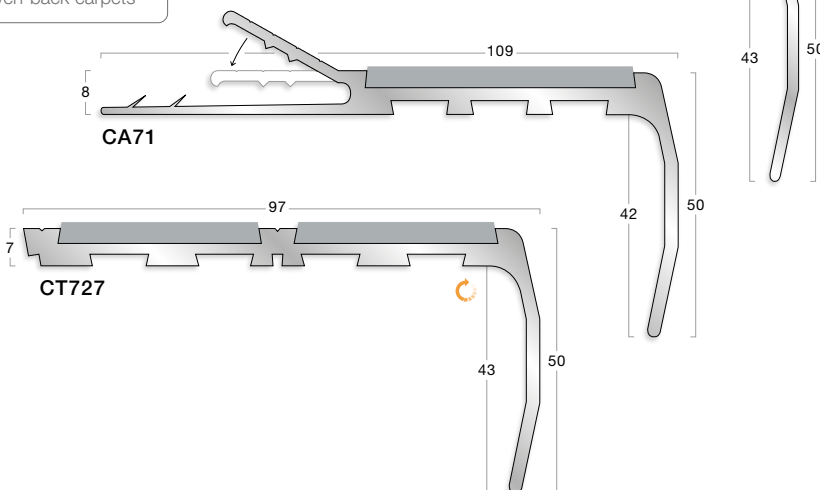


CT52
recommended trim: TA42



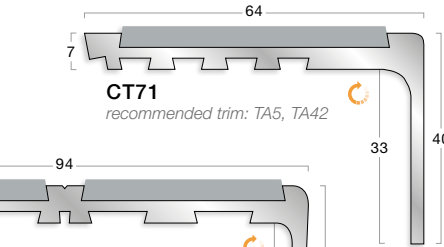
Stair edging adhesive see page 13

Stair edging with integral nap trim for woven-back carpets

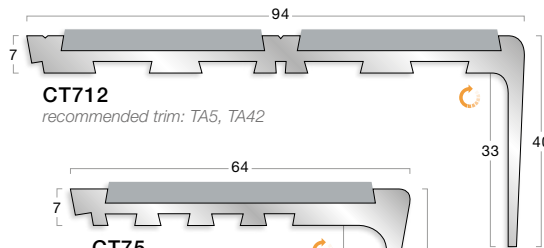


CA71

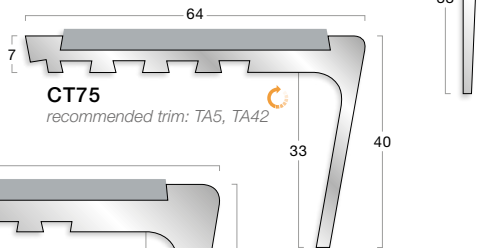
CT727



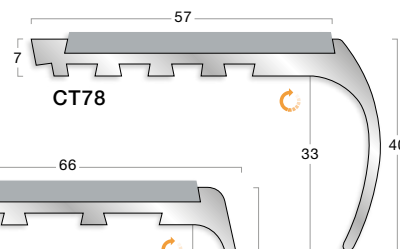
CT71
recommended trim: TA5, TA42



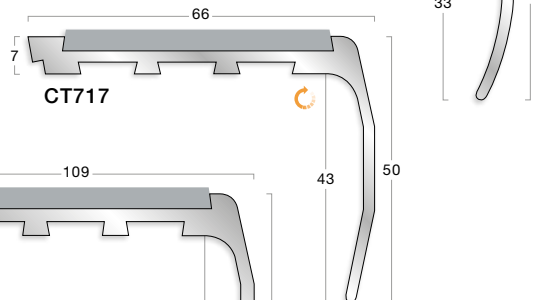
CT712
recommended trim: TA5, TA42



CT75
recommended trim: TA5, TA42



CT78



CT717

Channel:

Aluminium

Insert options:

Xtra-grip:

- Onyx
- Neptune
- Umber
- Graphite
- Quarry
- Concrete
- Ochre
- Surf
- Pumice
- Bamboo
- Frost

Xtra-grip Plus:

- Asphalt
- Shark
- Bark
- Mercury
- Smoke
- Dusk
- Citrine
- Air
- Sandstone
- Prairie
- Calcite

Interior:

- Jet
- Ink
- Midnight
- Burgundy
- Evergreen
- Coffee
- Ocean
- Lead
- Cloud
- Steel
- Linen
- Glacier
- Canvas
- Buttercup
- Poppy
- Photoluminescent
- Snowdrift

Interior Grained:

- Black
- Brown
- Granite
- Dove

Standard Exterior:

See page 17 for details

- Tornado
- Sandstorm
- Hurricane
- Blizzard



For guidance on the correct selection of stair edgings and inserts see pages 10 to 15.

Colour For larger colour swatches, Light Reflectance Values (LRVs) and NCS references see pages 16 to 17.

Gauge 7mm - 9mm - typically used with carpet, wood, ceramics and other heavy duty floorcoverings.

Trims For recommended trims see individual profiles. For further information on trims see pages 48 to 55.

Profiles Dimensions shown are nominal. Illustrations are 70% size in mm. Products subject to minor design alterations without notice.

Trans-Edge® - Stair Edgings



A range of heavy-duty aluminium stair edgings incorporating an extremely durable, slip-resistant insert material, suitable for external and internal applications such as motorway foot bridges, railway stations, airports, sports stadia, outdoor arenas and heavy industry. Selected TEX stair edgings can also be used with tread plates and sheet material to form a heavy-duty stair and floor system - see pages 34 to 35.

Installation Advice:

- TEX3R - the front insert should always be in a visually contrasting colour to the remaining inserts to ensure definition of the step edge. The remaining inserts must always be of the same colour and ideally match the surrounding floorcovering. The colours selected must contrast by 30 points on the LRV scale - see page 17 for insert LRVs.
- TEXE1 - multiple pieces of TEXE1 can be joined together to increase slip-resistance along the tread depth. When using two or more TEXE1 extension profiles, these should be a contrasting colour to the stair edging insert to ensure step edge definition.

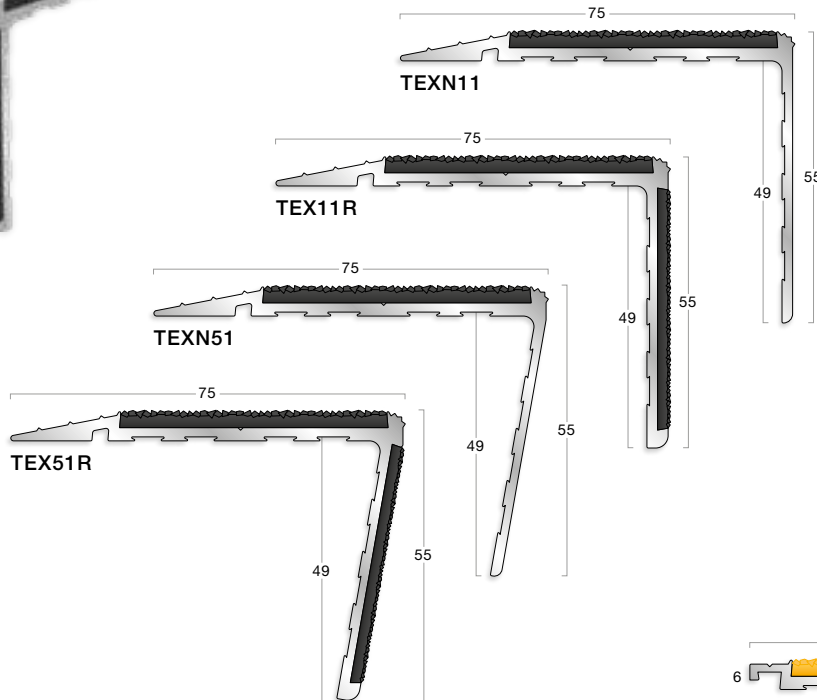
Information:

- For guidance on the correct selection of stair edgings see pages 10 to 15.
- For larger colour swatches, Light Reflectance Values (LRVs) and NCS references see pages 16 to 17.



Visit: www.gradus.com to download: AutoCAD drawings, Gradus & NBS Specifications, Cleaning & Maintenance, Installation Guidelines and Health & Safety Data Sheets.

Trans-Edge® - TEX range



Channel:

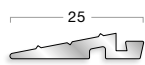
Aluminium

Insert options:

Heavy Duty Exterior:

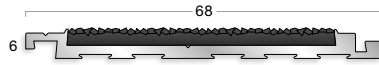
- TEX Profiles**
- Avalanche
 - Ash
 - Charcoal
 - Firestorm

Attachable Ramp



TEXR1

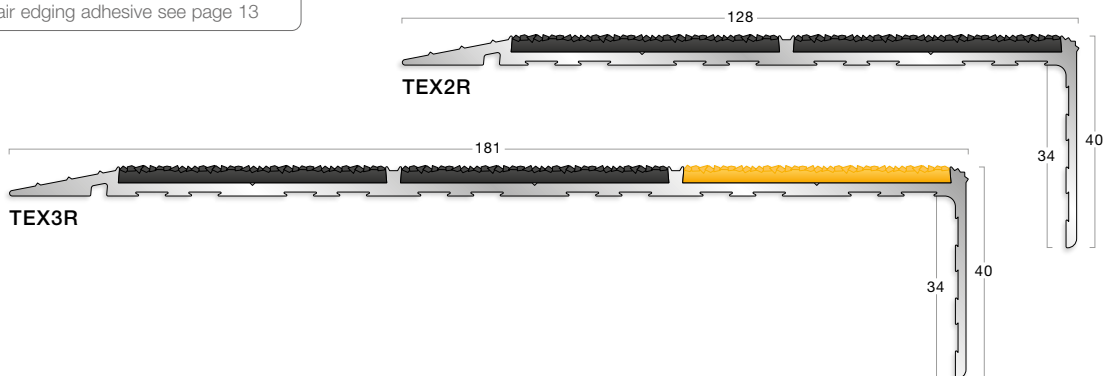
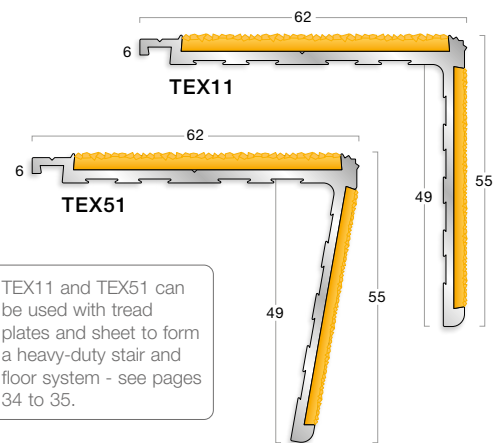
Attachable Extension



TEXE1

TEXR1 & TEXE1 available for use with TEX11 & TEX51 only.

TEX11 and TEX51 can be used with tread plates and sheet to form a heavy-duty stair and floor system - see pages 34 to 35.



Channel	Available in cut lengths up to 2750mm. TEX profiles cannot be curved. Available drilled on request (surcharge applies).
Gauge	Ramp back profiles to be surface mounted onto substrate. Flat back profiles can be set into the substrate in-situ or can be butt jointed to an existing floor finish.
Installation	Factory bonded inserts with visible fixings. Installed using adhesive and stainless steel screws (fixings not supplied).
Profiles	Dimensions shown are nominal. Illustrations are 70% size in mm. Products subject to minor design alterations without notice.

Trans-Edge® - Stair & Floor System



The Gradus Heavy-Duty Stair & Floor System offers a hard wearing solution to help reduce the risk of slips and trips in the most demanding environments. For use in both interior and exterior environments, this system features stair edgings and tread plates for use on stairs and sheet material for use on landings and walkways. These products can be used together to provide a slip-resistant flooring solution. Ideal for use in new build applications as well as refurbishment projects.

Installation Advice:

- Installed using adhesive and stainless steel screws (fixings not supplied/screw head covers not available).
- Stair edging insert colours for TEX11 and TEX51 should be selected to provide a 30 point LRV difference with the tread plate.

Information:

- For guidance on the correct selection of stair edgings see pages 10 to 15.
- For larger colour swatches, Light Reflectance Values (LRVs) and NCS references see pages 16 to 17.



Visit: www.gradus.com to download: AutoCAD drawings, Gradus & NBS Specifications, Cleaning & Maintenance, Installation Guidelines and Health & Safety Data Sheets.

Trans-Edge® - Tread Plate & Sheet

Tread Plates and Sheet:

- Tread plates (TEXPL) are supplied routed to provide a safe, neat junction with the stair edging
- TEXSH (sheet) is available routed if being used on a landing in conjunction with a TEX stair edging
- Installed using adhesive and stainless steel screws (fixings not supplied/screw head cover plugs not available).


Colour options:

TEXPL & TEXSH:

Charcoal
LRV: 4.07

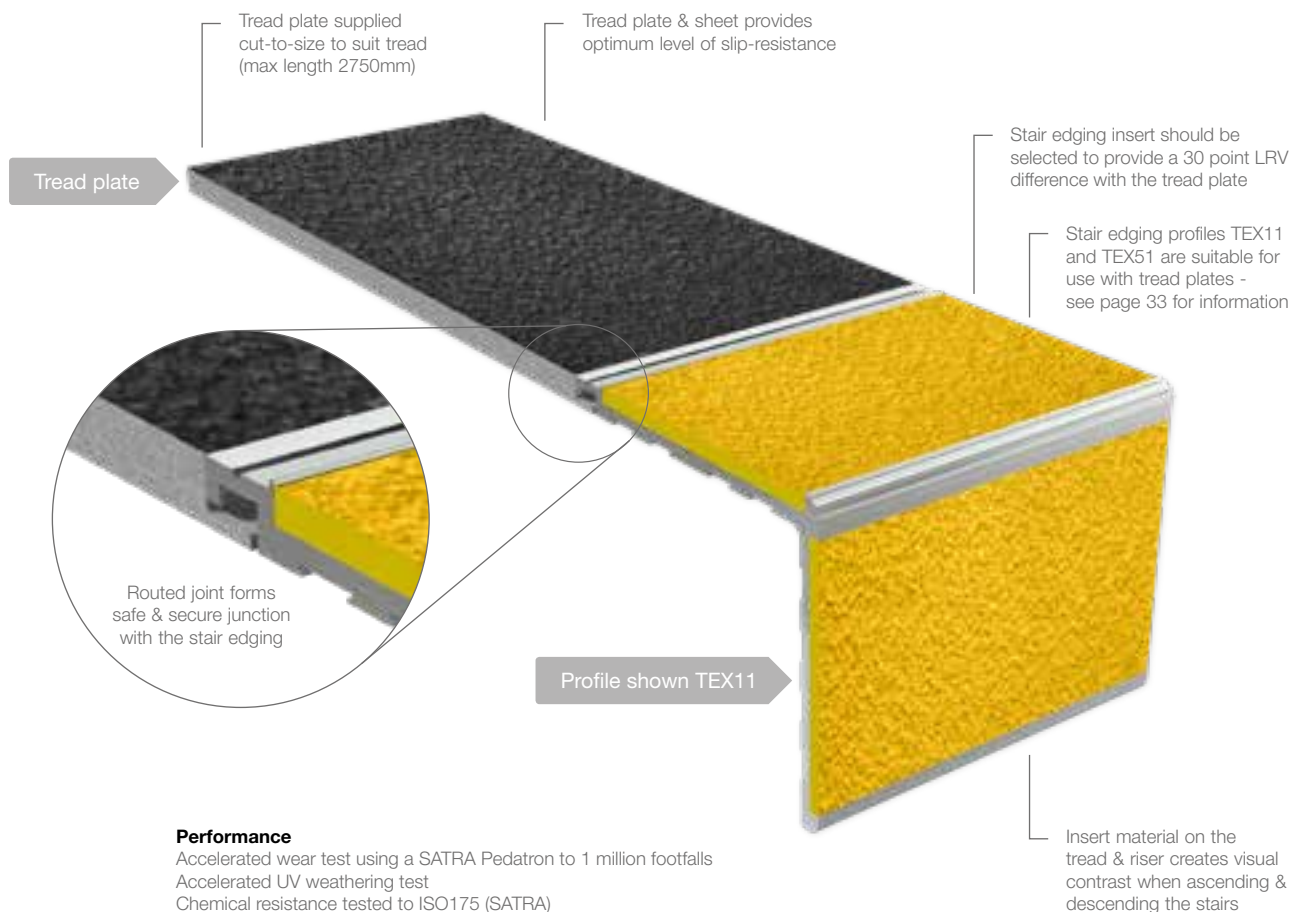



For stair edging colour availability see page 33



Edging Ramp

- TEXCR1 is an aluminium edging strip used to provide a neat edge to sheet when used on landings and walkways
- Supplied cut to size (max length 2750mm). Available drilled on request (surcharge applies)



Performance

Accelerated wear test using a SATRA Pedatron to 1 million footfalls
Accelerated UV weathering test
Chemical resistance tested to ISO175 (SATRA)



Tread Plate	TEXPL – supplied cut to size (max length 2750mm). Available drilled on request (surcharge applies).
Sheet	TEXSH – supplied as sheet 1220mm x 2750mm or can be cut to size on request (surcharge applies). Must be drilled on site if required.
Stair Edgings	TEX11 & TEX51 - supplied in cut lengths up to 2750mm. Available drilled on request (surcharge applies).
Profiles	Dimensions shown are nominal. Illustrations are 70% size in mm. Products subject to minor design alterations without notice.

Chrome & Bronze - Stair Edgings



Chrome & Bronze stair edgings offer premium finishes for prestigious locations.

Chrome stair edgings offer an attractive, contemporary finish and are suitable for light to medium traffic interior applications. Features chromed aluminium channels with slip-resistant inserts.

Comprising of polished manganese bronze channels with slip-resistant inserts, Bronze stair edgings are ideal for use in prestigious locations such as theatres, banks & hotels, and are suitable for both interior & exterior heavy traffic.

Choice of Profile:

- Elite range (Chrome subject to minimum order quantities / surcharges)
- Traditional range

Information:

- For guidance on the correct selection of stair edgings see pages 10 to 15.
- For larger colour swatches, Light Reflectance Values (LRVs) and NCS references see pages 16 to 17.



Profile can be curved subject to approval of template - contact Gradus Technical Support for further information.



Visit: www.gradus.com to download: AutoCAD drawings, Gradus & NBS Specifications, Cleaning & Maintenance, Installation Guidelines and Health & Safety Data Sheets.





Traditional - Chrome

Channel:












Chrome Finish Aluminium 

Insert options:


















Xtra-grip:

- Onyx 
- Neptune 
- Umber 
- Graphite 
- Quarry 
- Concrete 
- Ochre 
- Surf 
- Pumice 
- Bamboo 
- Frost 

Xtra-grip Plus:

- Asphalt 
- Shark 
- Bark 
- Mercury 
- Smoke 
- Dusk 
- Citrine 
- Air 
- Sandstone 
- Prairie 
- Calcite 

Interior:

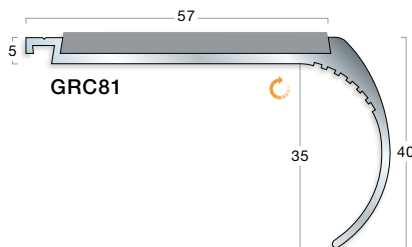
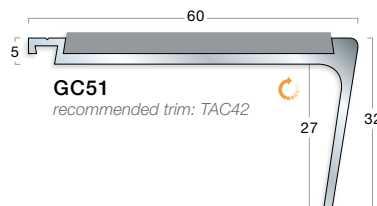
- Jet 
- Ink 
- Midnight 
- Burgundy 
- Evergreen 
- Coffee 
- Ocean 
- Lead 
- Cloud 
- Steel 
- Linen 
- Glacier 
- Canvas 
- Buttercup 
- Poppy 
- Photoluminescent 
- Snowdrift 

Interior Grained:

- Black 
- Brown 
- Granite 
- Dove 

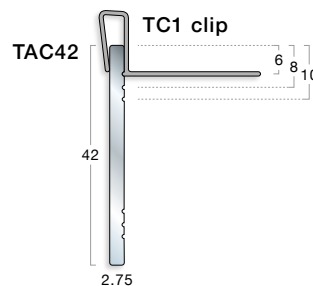


Factory bonded inserts supplied with capping plugs to conceal screw heads after fixing



In addition to the profiles shown, chrome finish is available in other aluminium stair edgings (except the XT range), subject to minimum order quantity/surcharge.

TAC42 is available as standard in 83° and 90° corners. Other angles available subject to minimum quantity/surcharge.
Welded corners should be mitre finished during installation and not butt jointed.



For guidance on the correct selection of stair edgings and inserts see pages 10 to 15.

Colour For larger colour swatches, Light Reflectance Values (LRVs) and NCS references see pages 16 to 17.


Gauge 5mm - typically used with carpet or resilient flooring with bevelled underlay (see page 54) in heavy use areas.

Length Available cut to finished length only. Maximum continuous length 1.5m.

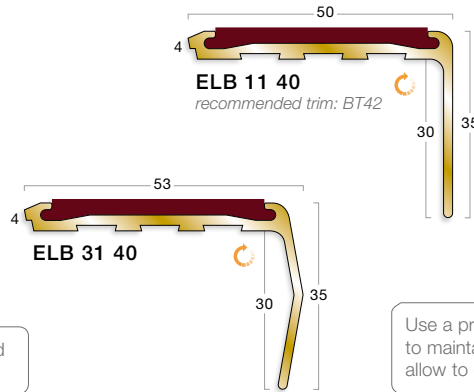
Trims For recommended trims see individual profiles. For further information on trims see pages 48 to 55.

Profiles Dimensions shown are nominal. Illustrations are 70% size in mm. Products subject to minor design alterations without notice.

Elite™ - Bronze



Elite stair edgings offer a secured insert with the benefit of a concealed mechanical fixing



Can be curved see page 36

Use a proprietary metal polish to maintain polished finish or allow to oxidise naturally

Elite Insert is supplied separately from the channel and must be specified separately.

The final 2 digits in the profile code indicate the width of insert required. ELINS40 (40mm), ELINS50 (50mm).

Channel:

Bronze Polished

Insert options:

Interior:


- Jet
- Ink
- Midnight
- Burgundy
- Evergreen
- Coffee
- Ocean
- Lead
- Cloud
- Steel
- Linen
- Glacier
- Canvas
- Buttercup
- Poppy
- Snowdrift



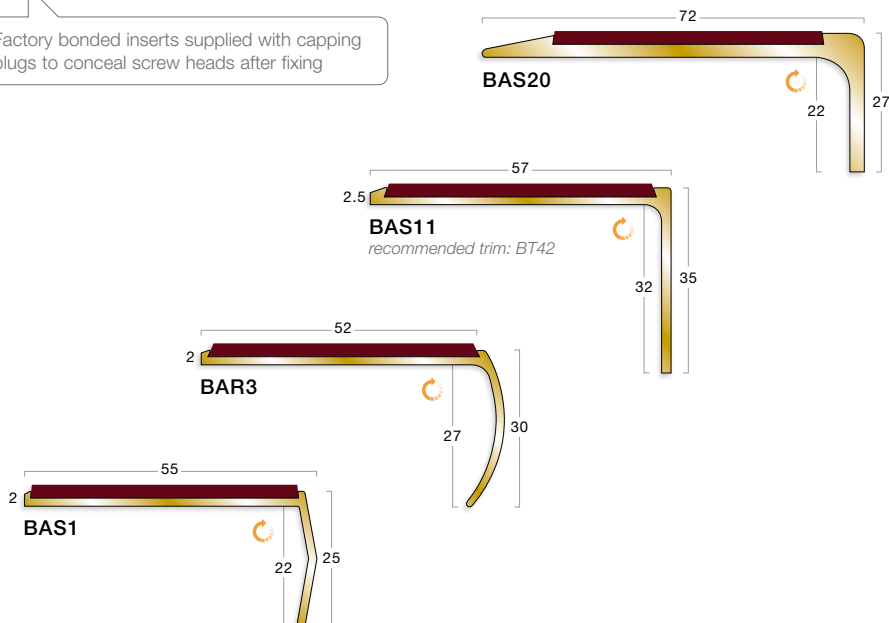
For guidance on the correct selection of stair edgings and inserts see pages 10 to 15.

Colour	For larger colour swatches, Light Reflectance Values (LRVs) ratings and NCS references see pages 16 to 17.
Gauge	4mm - typically used with carpet or resilient flooring with bevelled underlay (see page 54) in heavy use areas.
Trims	For recommended trims see individual profiles. For further information on trims see pages 48 to 55.
Profiles	Dimensions shown are nominal. Illustrations are 70% size in mm. Products subject to minor design alterations without notice.

Traditional - Bronze BA range




Factory bonded inserts supplied with capping plugs to conceal screw heads after fixing



For colour options see opposite page.

Traditional - Bronze BG + BC range



Factory bonded inserts supplied with capping plugs to conceal screw heads after fixing

Channel:

Bronze Polished

Insert options:

Xtra-grip:

- Onyx
- Neptune
- Umber
- Graphite
- Quarry
- Concrete
- Ochre
- Surf
- Pumice
- Bamboo
- Frost

Xtra-grip Plus:

- Asphalt
- Shark
- Bark
- Mercury
- Smoke
- Dusk
- Citrine
- Air
- Sandstone
- Prairie
- Calcite

Interior:

- Jet
- Ink
- Midnight
- Burgundy
- Evergreen
- Coffee
- Ocean
- Lead
- Cloud
- Steel
- Linen
- Glacier
- Canvas
- Buttercup
- Poppy
- Photoluminescent
- Snowdrift

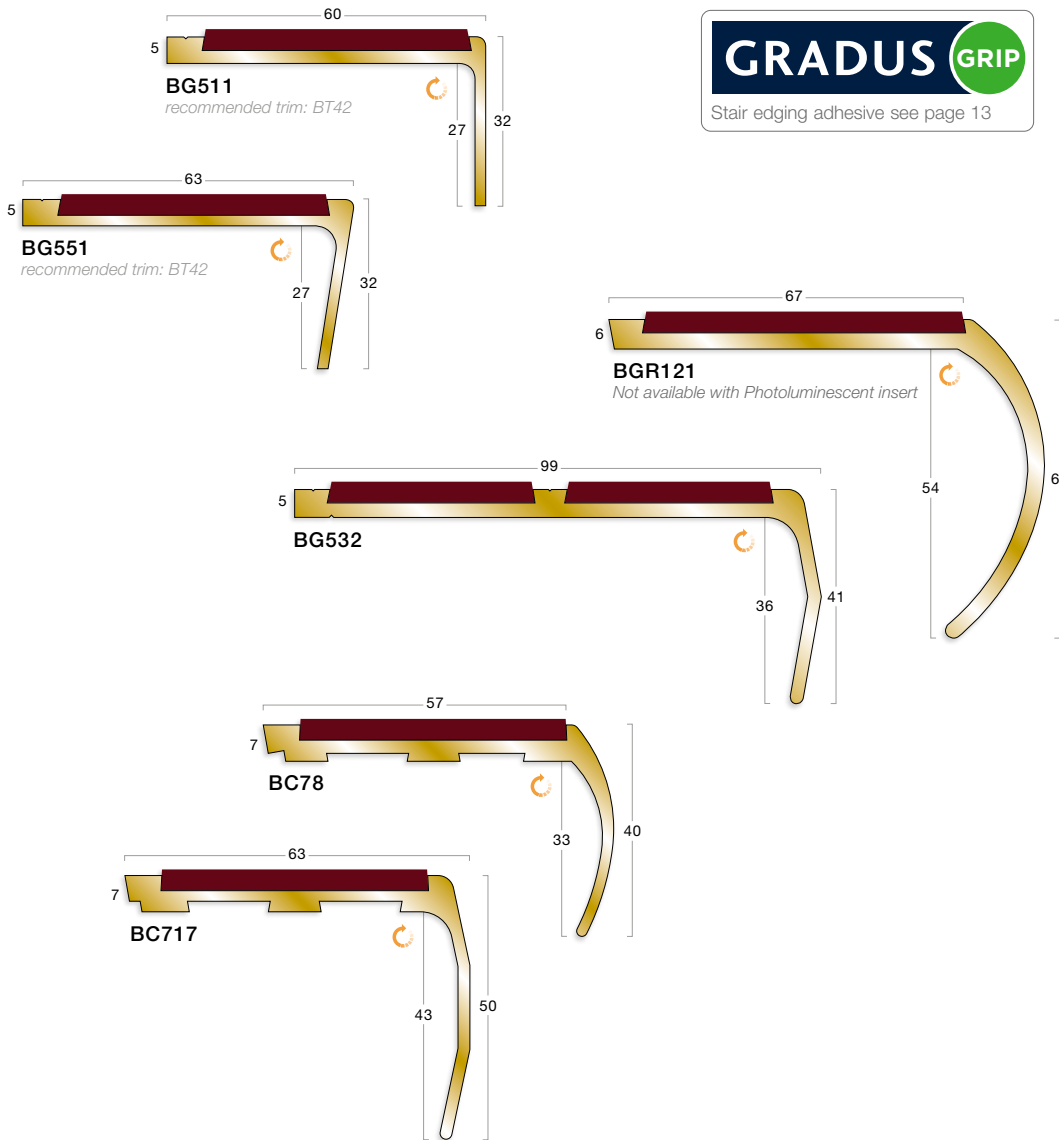
Interior Grained:

- Black
- Brown
- Granite
- Dove

Standard Exterior:

See page 17 for details

- Tornado
- Sandstorm
- Hurricane
- Blizzard



For guidance on the correct selection of stair edgings and inserts see pages 10 to 15.

Colour For larger colour swatches, Light Reflectance Values (LRVs) and NCS references see pages 16 to 17.

Gauge Ramp - typically used with resilient flooring or where no surface floorcoverings are used.

2mm - 2.5mm - typically used with resilient flooring.

5mm - 6mm - typically used with carpet or resilient flooring with bevelled underlay (see page 54) in heavy use areas.

7mm - typically used with carpet, wood, ceramics and other heavy duty floorcoverings.

Trims For recommended trims see individual profiles. For further information on trims see pages 48 to 55.

Profiles Dimensions shown are nominal. Illustrations are 70% size in mm. Products subject to minor design alterations without notice.

PVC-u Hardnose™ - Stair Edgings



Gradus Hardnose™ is an extensive range of attractive and hardwearing stair edgings comprising coloured PVC-u channels and matching slip-resistant pvc inserts. Selecting the channel and insert in the same colour provides the ideal solution for creating a single solid band of colour which visually contrasts with the surrounding floorcovering. This defines the step edge in line with Approved Documents M and K, BS 8300-2:2018, BS 9266:2013, BRE and BS 5395-1:2010 (see pages 162 to 168).

Choice of Profile:

- XT range
- Traditional range



For guidance on selecting matching channel and insert colours that provide visual contrast on both the tread and riser, see pages 160-162.

Information:

- For guidance on the correct selection of stair edgings see pages 10 to 15.
- For larger colour swatches, Light Reflectance Values (LRVs) and NCS references see pages 16 to 17.



Profile can be curved subject to approval of template - contact Gradus Technical Support for further information.



Visit: www.gradus.com to download: AutoCAD drawings, Gradus & NBS Specifications, Cleaning & Maintenance, Installation Guidelines and Health & Safety Data Sheets.

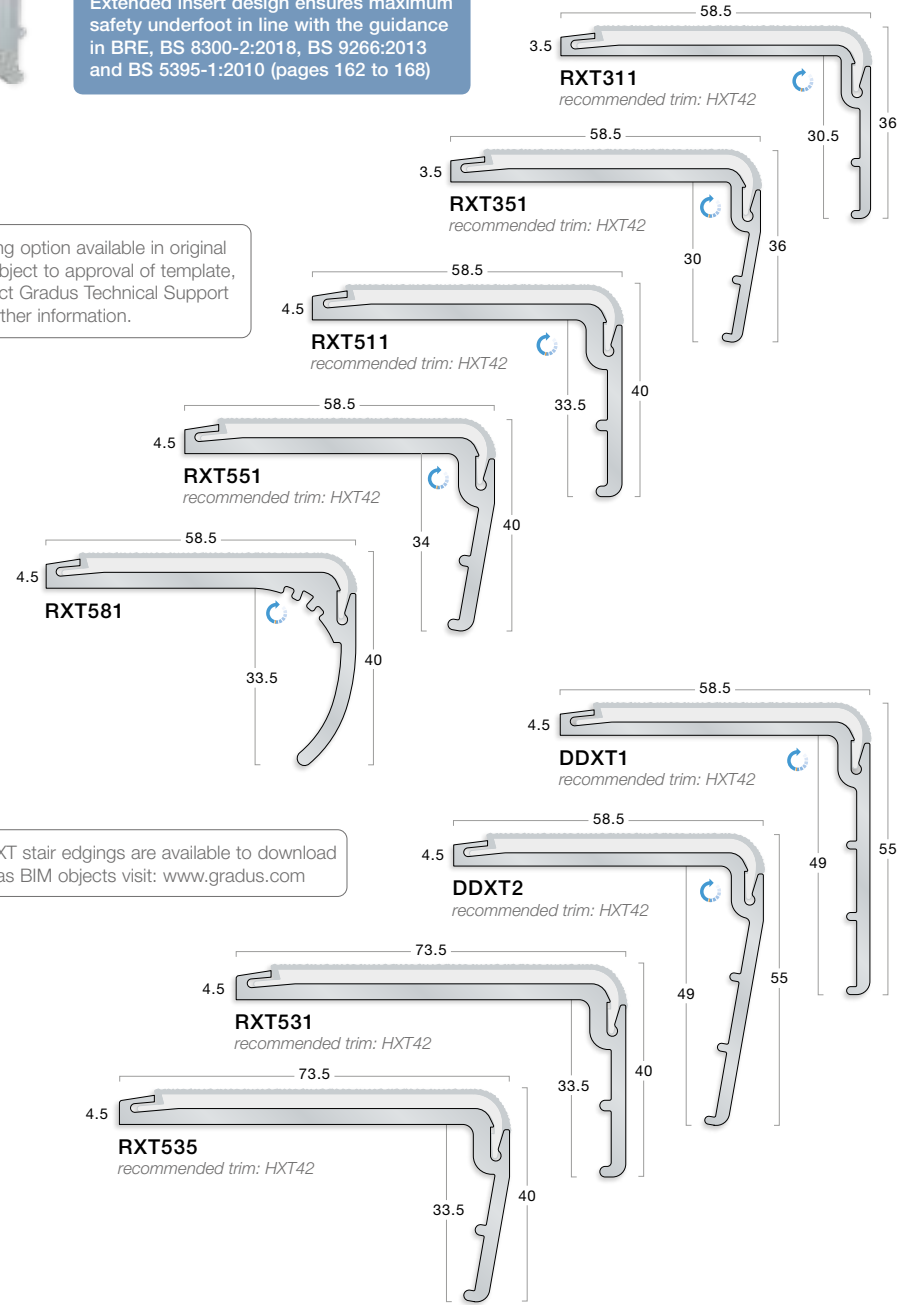
NEW XT - PVC-u Hardnose™ - Satin Finish



Extended insert design ensures maximum safety underfoot in line with the guidance in BRE, BS 8300-2:2018, BS 9266:2013 and BS 5395-1:2010 (pages 162 to 168)

Curving option available in original XT subject to approval of template, contact Gradus Technical Support for further information.

BIM XT stair edgings are available to download as BIM objects visit: www.gradus.com



PVC-u Channel:

- Black
- Ink
- Burgundy
- Brown
- Granite
- Dove
- Glacier
- Canvas
- Clay
- Sky
- Jade
- Wisp
- Buttercup
- Snowdrift

Insert options:

- Xtra-grip:**
- Onyx
 - Neptune
 - Umber
 - Graphite
 - Quarry
 - Concrete
 - Ochre
 - Surf
 - Pumice
 - Bamboo
 - Frost

Interior:

- Jet
- Ink
- Burgundy
- Coffee
- Lead
- Steel
- Glacier
- Canvas
- Clay
- Sky
- Jade
- Wisp
- Buttercup
- Snowdrift



The Dementia Services Development Centre at the University of Stirling have undertaken a review of the Gradus Accessories products and have rated its design in relation to dementia design principles and its usability within a dementia inclusive environment. PVC-u Hardnose XT is rated as Class 1a. Finishes within these ratings can be used throughout dementia applications. We recommend a minimum contrast of 30 points LRV for critical surfaces. For further information see pages 174 to 175 or visit www.gradus.com

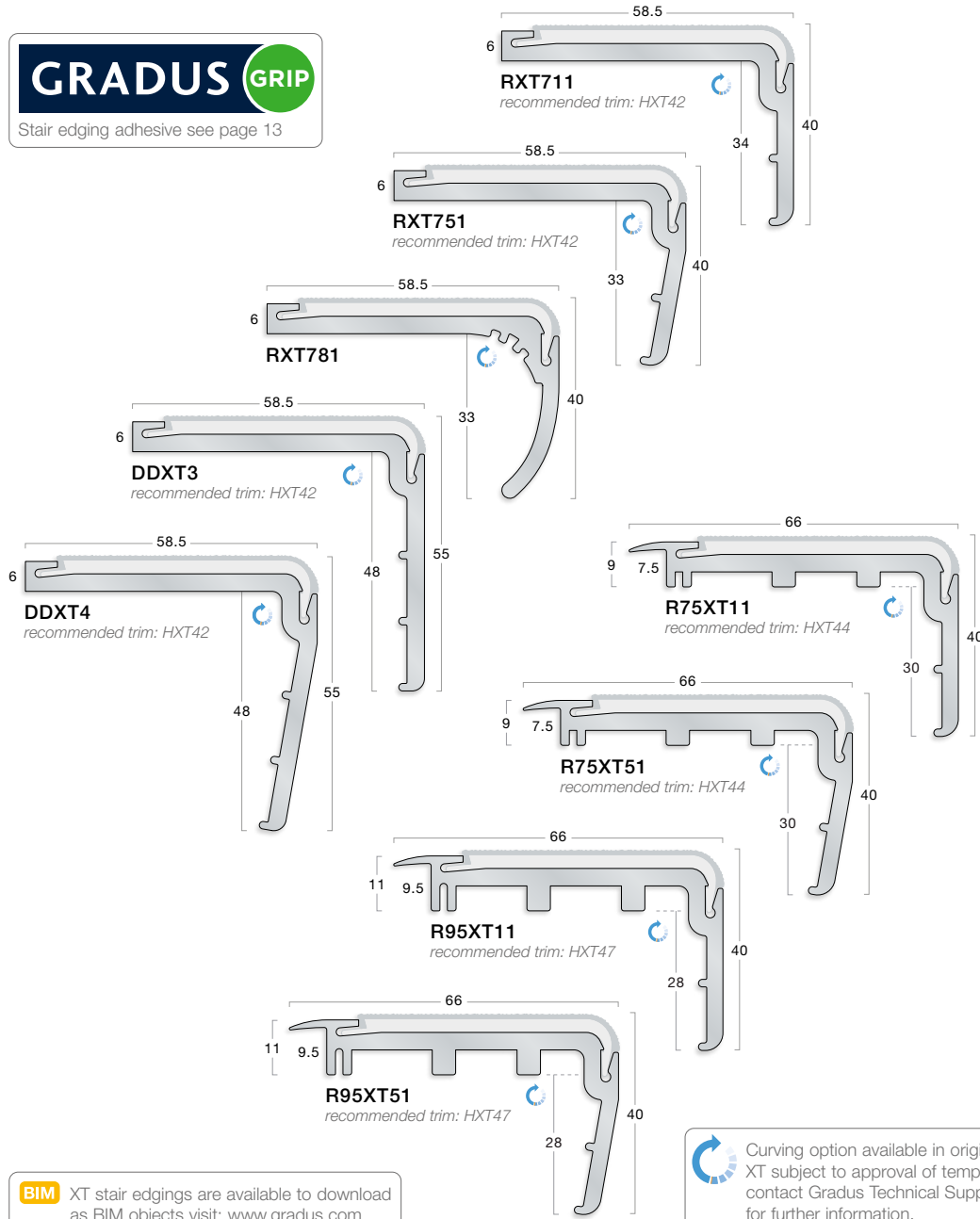


	For guidance on the correct selection of stair edgings and inserts see pages 10 to 15.
Colour	For larger colour swatches, Light Reflectance Values (LRVs) and NCS references see pages 16 to 17.
Gauge	3.5mm - typically used with resilient flooring. 4.5mm - typically used with carpet or resilient flooring with bevelled underlay (see page 54) in heavy use areas.
Trims	For recommended trims see individual profiles. For further information on trims see pages 48 to 55.
Profiles	Dimensions shown are nominal. Illustrations are 70% size in mm. Products subject to minor design alterations without notice. UK patent GB2433437B. UK/EU Registered Design no 9/000465950.

NEW XT - PVC-u Hardnose™ - Satin Finish



Extended insert design ensures maximum safety underfoot in line with the guidance in BRE, BS 8300-2:2018, BS 9266:2013 and BS 5395-1:2010 (pages 162 to 168)



BIM XT stair edgings are available to download as BIM objects visit: www.gradus.com

PVC-u Channel:

- Black
- Ink
- Burgundy
- Brown
- Granite
- Dove
- Glacier
- Canvas
- Clay
- Sky
- Jade
- Whisp
- Buttercup
- Snowdrift

Insert options:

Xtra-grip:

- Onyx
- Neptune
- Umber
- Graphite
- Quarry
- Concrete
- Ochre
- Surf
- Pumice
- Bamboo
- Frost

Interior:

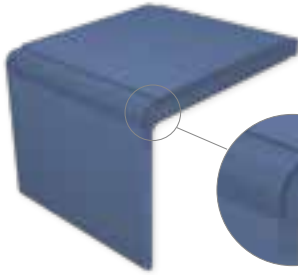
- Jet
- Ink
- Burgundy
- Coffee
- Lead
- Steel
- Glacier
- Canvas
- Clay
- Sky
- Jade
- Whisp
- Buttercup
- Snowdrift



For guidance on the correct selection of stair edgings and inserts see pages 10 to 15.

Colour	For larger colour swatches, Light Reflectance Values (LRVs) and NCS references see pages 16 to 17.
Gauge	6mm - typically used with carpet. 7.5mm - 9.5mm - typically used with comfort backed carpet.
Trims	For recommended trims see individual profiles. For further information on trims see pages 48 to 55.
Profiles	Dimensions shown are nominal. Illustrations are 70% size in mm. Products subject to minor design alterations without notice. UK patent GB2433437B. UK/EU Registered Design no 9/000465950 and 9/002471599.

Traditional - PVC-u Hardnose™ - Satin Finish



DDA + RNRC profiles feature an extended insert design to provide additional slip-resistance around the leading edge of the stair edging, ensuring that foot contact is always made with the slip-resistant element of the stair edging.

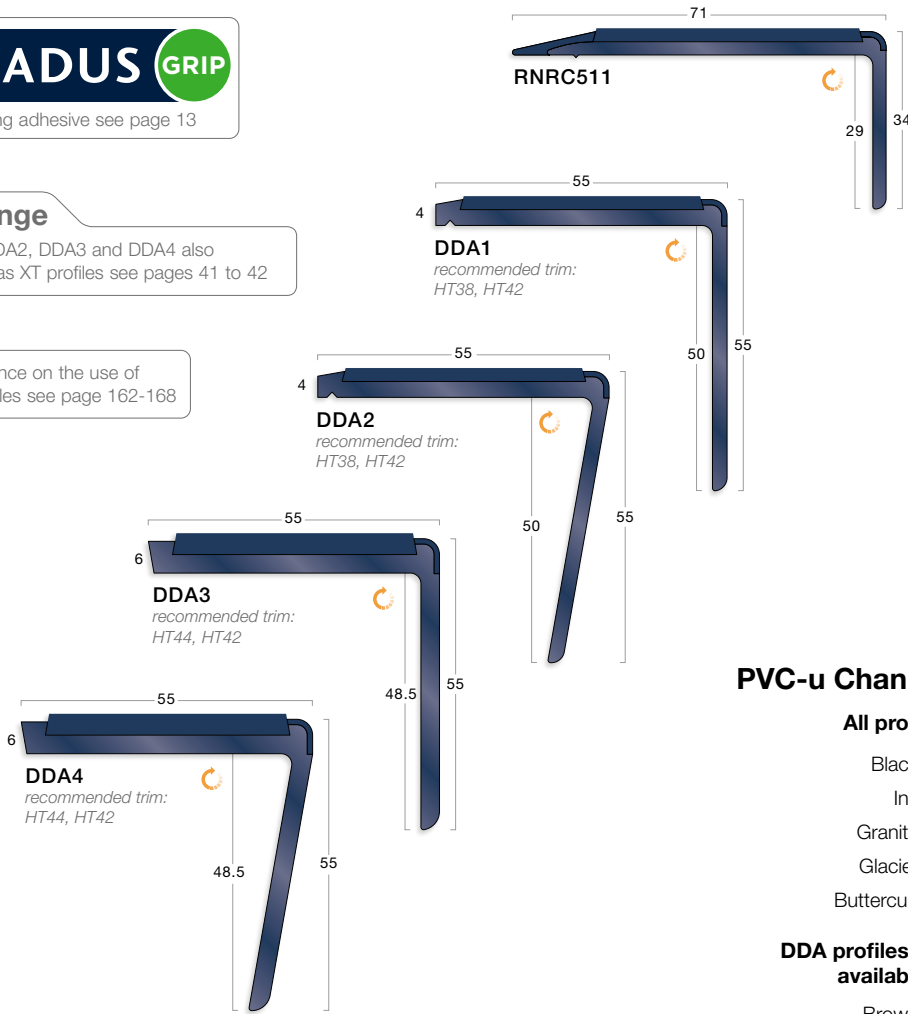
DDA profiles are available with 55mm treads and 55mm risers to meet ADM 2015, ADK 2013, BS 8300-2:2018, BS 9266:2013 and BS 5395 guidelines.



XT range

DDA1, DDA2, DDA3 and DDA4 also available as XT profiles see pages 41 to 42

For guidance on the use of DDA profiles see page 162-168



For guidance on selecting matching channel and insert colours that provide visual contrast on both the tread and riser, see pages 160-162.



For guidance on the correct selection of stair edgings and inserts see pages 10 to 15.

Colour	For larger colour swatches, Light Reflectance Values (LRVs) and NCS references see pages 16 to 17.
Gauge	Ramp - typically used with resilient flooring or where no surface floorcoverings are used. 4mm - typically used with carpet or resilient flooring with bevelled underlay (see page 54) in heavy use areas. 6mm - typically used with carpet.
Trims	For recommended trims see individual profiles. For further information on trims see pages 48 to 55.
Profiles	Dimensions shown are nominal. Illustrations are 70% size in mm. Products subject to minor design alterations without notice. UK/EU Registered Design no 9/000188982-0001 to 0004, 9/000732326.

Insert options:

Xtra-grip:

- Onyx
- Neptune
- Umber
- Graphite
- Quarry
- Concrete
- Ochre
- Surf
- Pumice
- Bamboo
- Frost

Xtra-grip Plus:

- Asphalt
- Shark
- Bark
- Mercury
- Smoke
- Dusk
- Citrine
- Air
- Sandstone
- Prairie
- Calcite

PVC-u Channel:

All profiles:

- Black
- Ink
- Granite
- Glacier
- Buttercup

DDA profiles also available in:

- Brown
- Bluebell
- Evergreen
- Dove
- Canvas
- Snowdrift

Interior:

- Jet
- Ink
- Midnight
- Burgundy
- Evergreen
- Coffee
- Ocean
- Lead
- Cloud
- Steel
- Linen
- Glacier
- Canvas
- Buttercup
- Poppy
- Photoluminescent
- Snowdrift

Interior Grained:

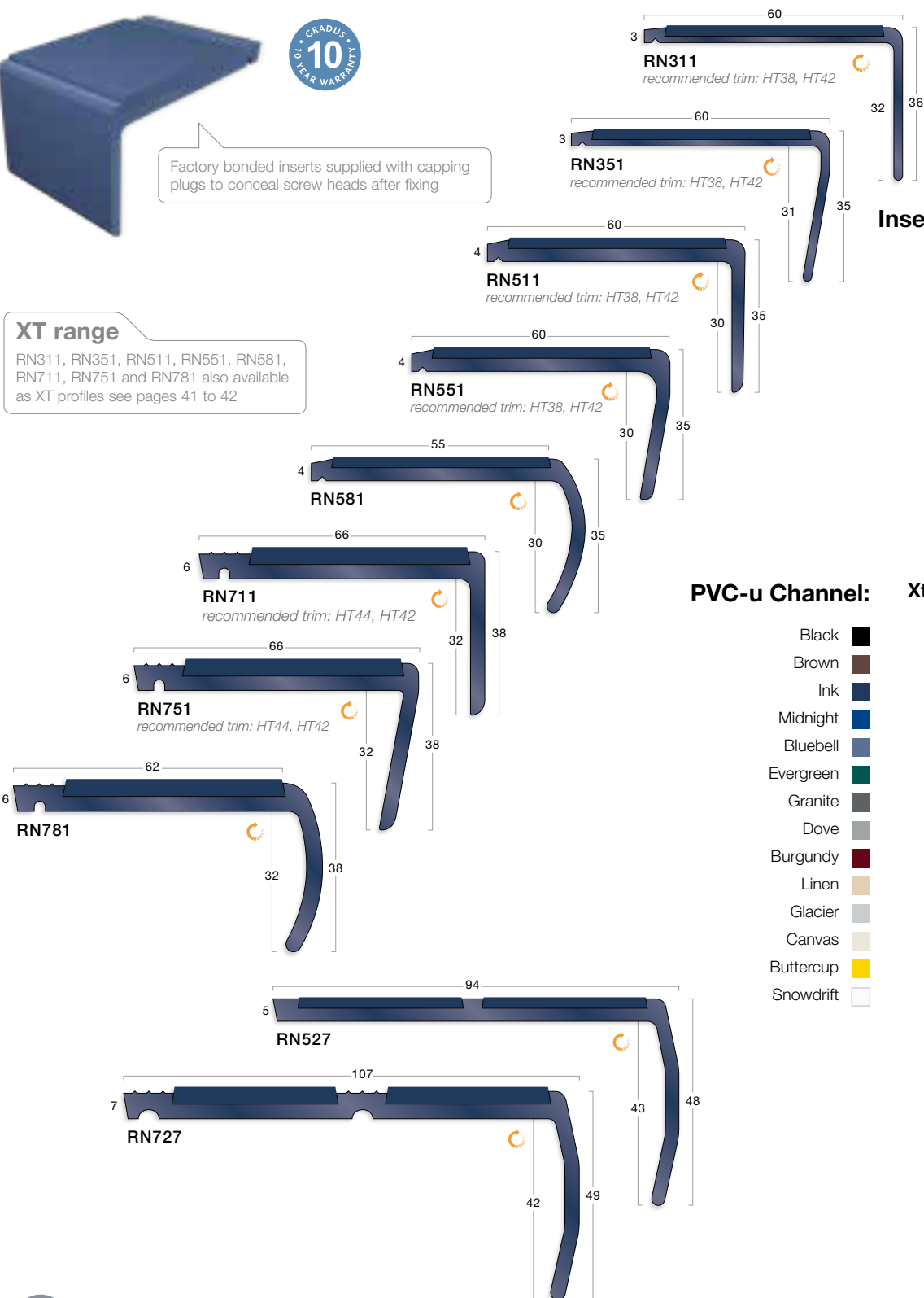
- Black
- Brown
- Granite
- Dove

Traditional - PVC-u Hardnose™ - Satin Finish



Factory bonded inserts supplied with capping plugs to conceal screw heads after fixing

XT range
 RN311, RN351, RN511, RN551, RN581, RN711, RN751 and RN781 also available as XT profiles see pages 41 to 42



Insert options:

- Xtra-grip:**
- Onyx
 - Neptune
 - Umber
 - Graphite
 - Quarry
 - Concrete
 - Ochre
 - Surf
 - Pumice
 - Bamboo
 - Frost

PVC-u Channel:

- Black
- Brown
- Ink
- Midnight
- Bluebell
- Evergreen
- Granite
- Dove
- Burgundy
- Linen
- Glacier
- Canvas
- Buttercup
- Snowdrift

Xtra-grip Plus:

- Asphalt
- Shark
- Bark
- Mercury
- Smoke
- Dusk
- Citrine
- Air
- Sandstone
- Prairie
- Calcite

Interior:

- Jet
- Ink
- Midnight
- Burgundy
- Evergreen
- Coffee
- Ocean
- Lead
- Cloud
- Steel
- Linen
- Glacier
- Canvas
- Buttercup
- Poppy
- Photoluminescent
- Snowdrift

Interior Grained:

- Black
- Brown
- Granite
- Dove

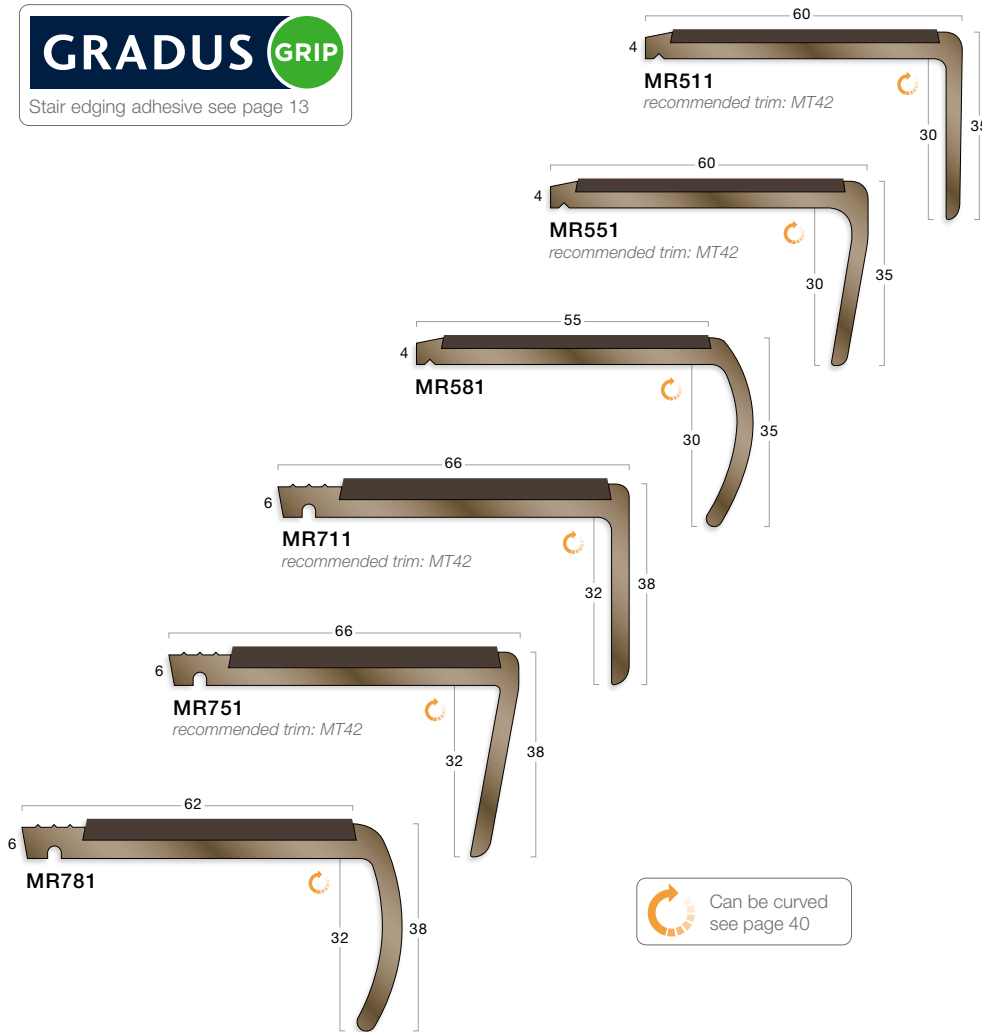


	For guidance on the correct selection of stair edgings and inserts see pages 10 to 15.
Colour	For larger colour swatches, Light Reflectance Values (LRVs) and NCS references see pages 16 to 17.
Gauge	3mm - typically used with resilient flooring. 4mm - 5mm - typically used with carpet or resilient flooring with bevelled underlay (see page 54) in heavy use areas. 6mm - 7mm - typically used with carpet.
Trims	For recommended trims see individual profiles. For further information on trims see pages 48 to 55.
Profiles	Dimensions shown are nominal. Illustrations are 70% size in mm. Products subject to minor design alterations without notice.

Traditional - PVC-u Hardnose™ - Metallic Finish



Factory bonded inserts supplied with capping plugs to conceal screw heads after fixing



Can be curved see page 40

PVC-u Channel:

- Burnt Almond
- Doubloun
- Silver
- Zinc

Insert options:

Xtra-grip:

- Onyx
- Neptune
- Umber
- Graphite
- Quarry
- Concrete
- Ochre
- Surf
- Pumice
- Bamboo
- Frost

Xtra-grip Plus:

- Asphalt
- Shark
- Bark
- Mercury
- Smoke
- Dusk
- Citrine
- Air
- Sandstone
- Prairie
- Calcite

Interior:

- Jet
- Ink
- Midnight
- Burgundy
- Evergreen
- Coffee
- Ocean
- Lead
- Cloud
- Steel
- Linen
- Glacier
- Canvas
- Buttercup
- Poppy
- Photoluminescent
- Snowdrift

Interior Grained:

- Black
- Brown
- Granite
- Dove



For guidance on the correct selection of stair edgings and inserts see pages 10 to 15.

Colour For larger colour swatches, Light Reflectance Values (LRVs) and NCS references see pages 16 to 17.

Gauge 4mm - typically used with carpet or resilient flooring with bevelled underlay (see page 54) in heavy use areas.
6mm - typically used with carpet.

Trims For recommended trims see individual profiles. For further information on trims see pages 48 to 55.

Profiles Dimensions shown are nominal. Illustrations are 70% size in mm. Products subject to minor design alterations without notice.

Flexible pvc - Stair Edgings




A range of one-piece slip-resistant stair edgings recommended for use on escape stairs and in other light traffic areas.

Information:

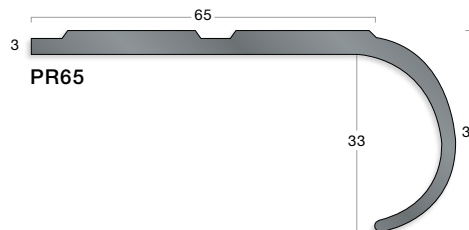
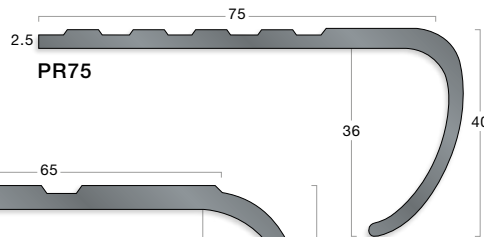
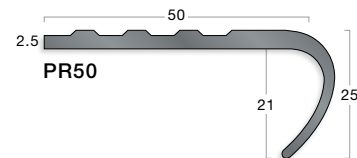
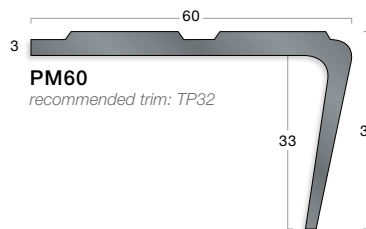
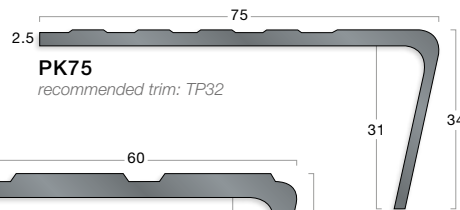
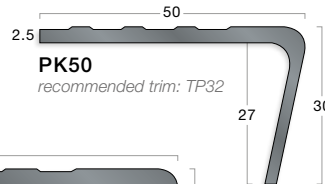
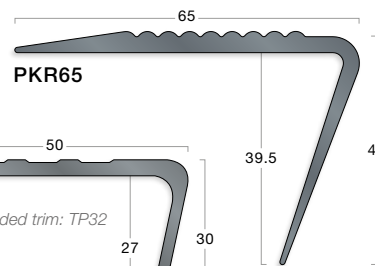
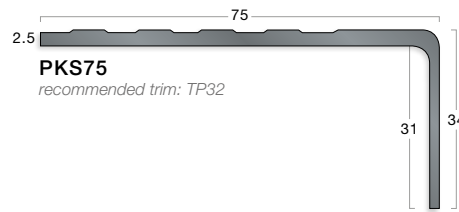
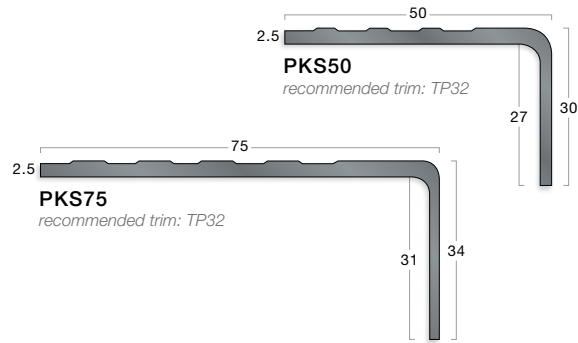
- Suitable for use in interior dry conditions.
- Supplied in 2.75m and 3.20m stock lengths.
- For larger colour swatches, Light Reflectance Values (LRVs) and NCS references see page 16.



Visit: www.gradus.com to download: AutoCAD drawings, Gradus & NBS Specifications, Cleaning & Maintenance, Installation Guidelines and Health & Safety Data Sheets.



One-piece slip-resistant pvc stair edging for light traffic use



Channel:

- Black
- Brown
- Granite
- Dove
- Snowdrift



Colour	For larger colour swatches, Light Reflectance Values (LRVs) and NCS references see page 16.
Gauge	Recommended for light traffic e.g. escape stairs. Typically used with resilient floorings.
Trims	For recommended trims see individual profiles. For further information on trims see pages 48 to 55.
Profiles	Dimensions shown are nominal. Illustrations are 70% size in mm. Products subject to minor design alterations without notice.


Guide to Stair Trims & Welded Corners

Description

Welded corners are designed to form a neat and attractive edge around the open end of a step by concealing the edge of the floorcovering and stair edging.

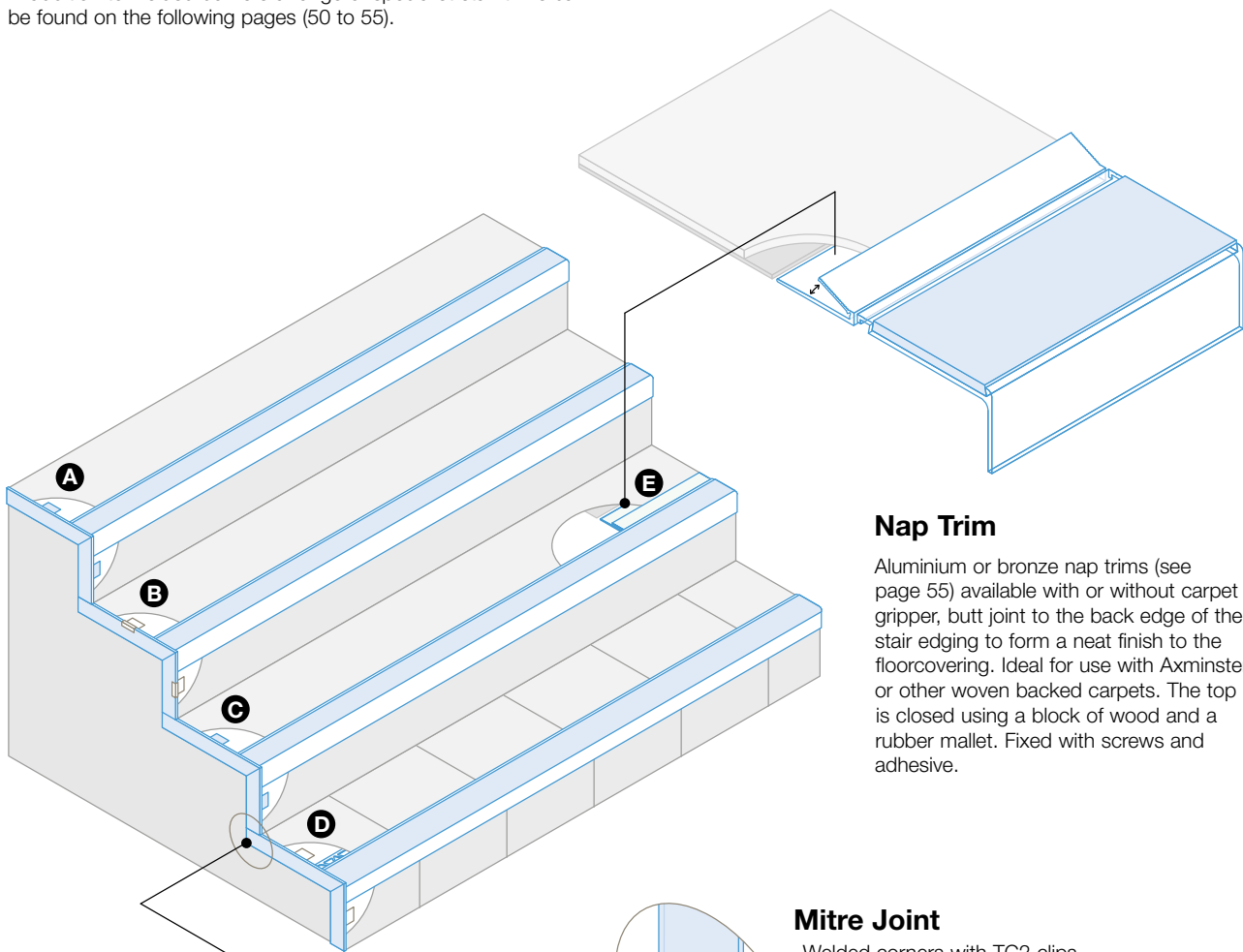
Welded corners are supplied pre-welded to suit the angle between the riser and tread of the step (78°- 90°). They are available in a variety of gauges to suit different floorcoverings. Welded corners are available with either a fixed flange or separate fixing clips as shown on the opposite page. When selecting the appropriate welded corner the thickness of the screed, the floorcovering and the combined thickness of the stair edging riser and floorcovering must be considered to ensure a neat finish. Profiles are also available in longer lengths to be used as trimming strips on landings etc.

In addition to welded corners a range of specialist stair trims can be found on the following pages (50 to 55).



XT range

For details on XT side trims and welded corners refer to page 52 (Aluminium and PVC-u Hardnose).



Nap Trim

Aluminium or bronze nap trims (see page 55) available with or without carpet gripper, butt joint to the back edge of the stair edging to form a neat finish to the floorcovering. Ideal for use with Axminster or other woven backed carpets. The top is closed using a block of wood and a rubber mallet. Fixed with screws and adhesive.

Mitre Joint

Welded corners with TC2 clips must be mitred. TAC42, TAXT5212 and TAXT523 should also be mitred.

Type of Jointing

Butt Joint

Two adjoining welded corners can be butt jointed for all corners with TC1 clips and fixed tabs (except TAC42).

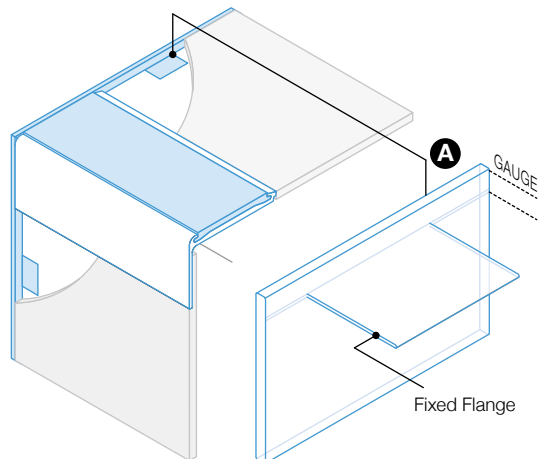
Note: To achieve an optimum finish the angle between each riser and tread should be the same. Remedial work may need to be undertaken prior to installation to achieve this.

4 Designs to Choose From

Welded Corner with Fixed Flange

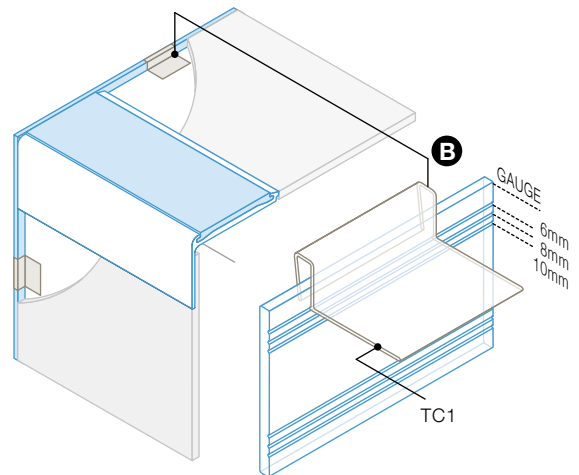
Welded corners are fabricated using a trimming strip of the correct gauge to suit the thickness of the floorcovering. Different types of trimming strip can be combined on the tread and riser to accommodate the combined thickness of the floorcovering and riser of the stair edging e.g. TA5B (tread)/TA5 (riser). Welded corners are fixed with a proprietary cartridge adhesive.

Note: the use of a latex screed to disguise the fixing flange may be required when using vinyl or linoleum (see page 50).



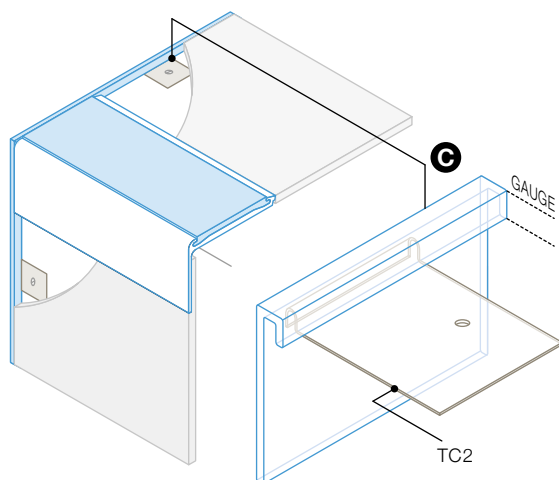
Welded Corner with TC1 Clips

HT42, HXT42, MT42, TA42, TAC42 and TAXT42 all use the TC1 clip which is adjustable to provide an upstand of 6mm, 8mm or 10mm on the tread or riser. The clip is positioned in one of the grooves using two clips per tread and one per riser and the side trim is then fixed on with proprietary cartridge adhesive. When this has cured the clip is removed. Different clip positions can be used on the tread and riser to allow for the combined thickness of the floorcovering and riser of the stair edging (see page 51).



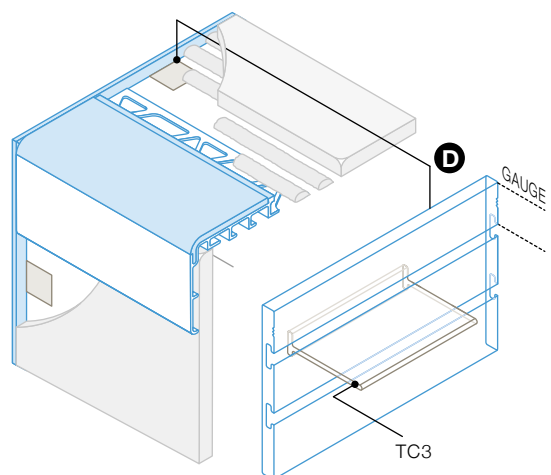
Welded Corner with TC2 Clips

TA50, TA66 and BT42 all use the TC2 clip which is made from spring steel and is used in approximately the same positions as TC1 but is left in position after the proprietary cartridge adhesive cures (see page 51).



Welded Corner with TC3 Clips

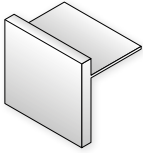
TAXT5212 and TAXT523 utilise aluminium TC3 clips that slide on to the profile using the locating grooves to form the flange. The clips provide a gauge of either 10mm, 12.5mm or 15mm to work with CXT1, CXT2 or CXT3 stair edgings. The TC3 fixing clips (tabs) remain in place once the side trim has been installed (see page 52).



FREE

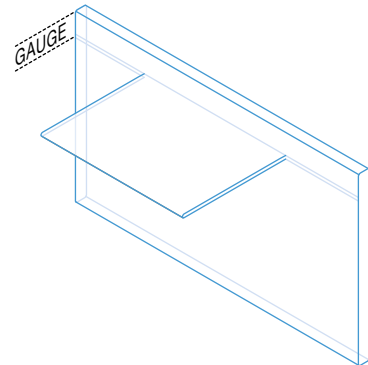
Gratus Accessories offers a **Free Measuring & Templating Service** for stair edgings to ensure optimum product selection. Contact Technical Support on 01625 428922 to request your measure (terms and conditions apply).

Stair Trims



Welded Corners and Trimming Strips with Fixed Flange

Section	Gauge	Stock Lengths	78° – 90° LH or RH	83° & 90° Universal	Fixed Tabs	Site Join
TA1	2.5mm	2.75m	-	-	✓	-
TA2C	5mm	2.75m	-	-	✓	-
TA5	6.5mm	2.75m	✓	✓	✓	butt
TA5B*	3.5mm	2.75m	✓	✓	✓	butt
TA5C	5mm	2.75m	✓	-	✓	butt
TP32	4mm	2.75m	-	-	✓	butt
HT38	5mm	2.75m	✓	✓	✓	butt
HT44*	10mm	2.75m	✓	✓	✓	butt
HT47**	12mm	2.75m	-	-	✓	butt



*TA5B and HT44 can be supplied as TAXT5B and HXT44 - pre-formed welded corners with a rounded edge to complement the curved edge design of the XT stair edging profiles (see page 52).

**HT47 is only supplied as a pre-formed welded corner with a rounded edge to complement the curved edge design of the XT stair edging profiles - code HXT47 (see page 52).

Colour options:

Metals:

- Aluminium
- Chrome Finish Aluminium
- Bronze

PVC-u (HT):

- Black
- Ink
- Brown
- Bluebell
- Granite
- Dove
- Glacier
- Canvas
- Buttercup
- Snowdrift

HT38, HT42 and HT44 also available in:

- Burgundy
- Evergreen
- Midnight
- Linen

HT42, HT44 and HT47 also available in:

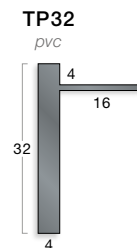
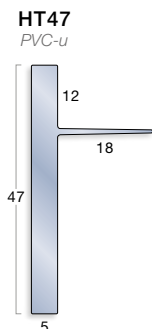
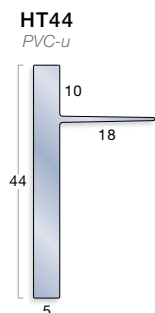
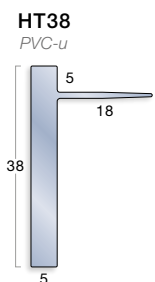
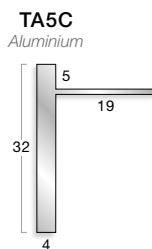
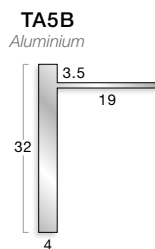
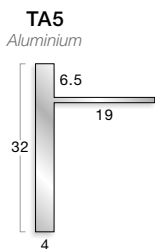
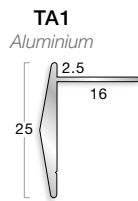
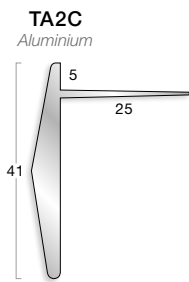
- Clay
- Sky
- Jade
- Wisp

Metallic PVC-u (MT):

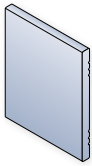
- Burnt Almond
- Zinc
- Doubleton
- Silver

Flexible pvc (TP):

- Black
- Brown
- Granite
- Dove
- Snowdrift



Dimensions shown are nominal. Illustrations are 70% size in mm. Products subject to minor design alterations without notice.

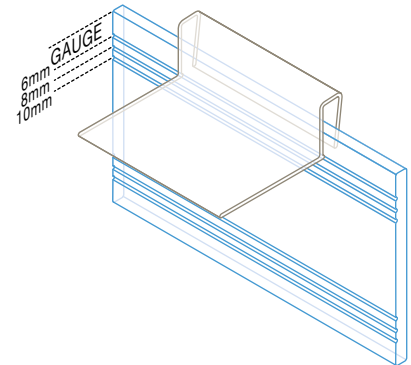


Welded Corners and Trimming Strips with TC1 Clips

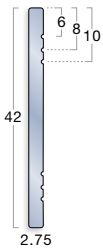
Section	Gauge	Stock Lengths	78° – 90° LH or RH	83° & 90° Universal	Fixing Clips	Site Join
HT42*	6-8-10mm	2.75m	✓	✓	TC1	butt
MT42	6-8-10mm	2.75m	✓	✓	TC1	butt
TA42**	6-8-10mm	2.75m	✓	✓	TC1	butt
TAC42	6-8-10mm	2.00m	✓	✓	TC1	mitre

*HT42 can be supplied as HXT42 - a pre-formed welded corner with a rounded edge to complement the curved edge design of the XT stair edging profiles (see page 52).

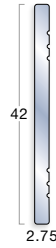
**TA42 can be supplied as TAXT42 - a pre-formed welded corner with a rounded edge to complement the curved edge design of the XT stair edging profiles (see page 52).



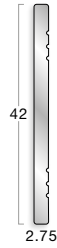
HT42
PVC-u



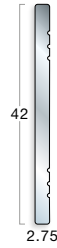
MT42
PVC-u Metallic



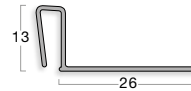
TA42
Aluminium



TAC42
Chrome Finish Aluminium

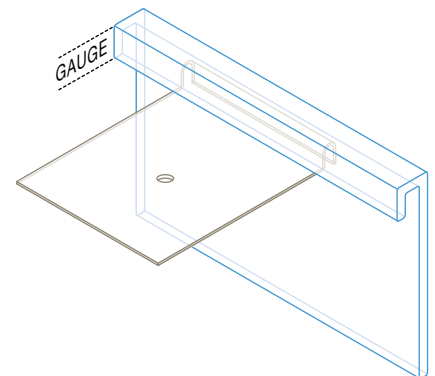


TC1 clip
PVC-u

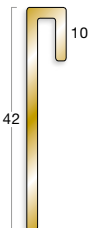


Welded Corners and Trimming Strips with TC2 Clips

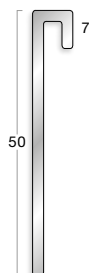
Section	Gauge	Stock Lengths	78° – 90° LH or RH	Fixing Clips	Site Join
BT42	10mm	2.75m	✓	TC2	mitre
TA50	7mm	2.75m	✓	TC2	mitre
TA66	7mm	2.75m	✓	TC2	mitre



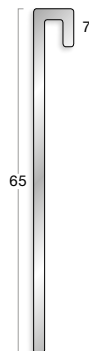
BT42
Bronze




TA50
Aluminium



TA66
Aluminium



TC2 clip
Steel



Dimensions shown are nominal. Illustrations are 70% size in mm. Products subject to minor design alterations without notice.

Side Trims and Welded Corners for XT Stair Edgings



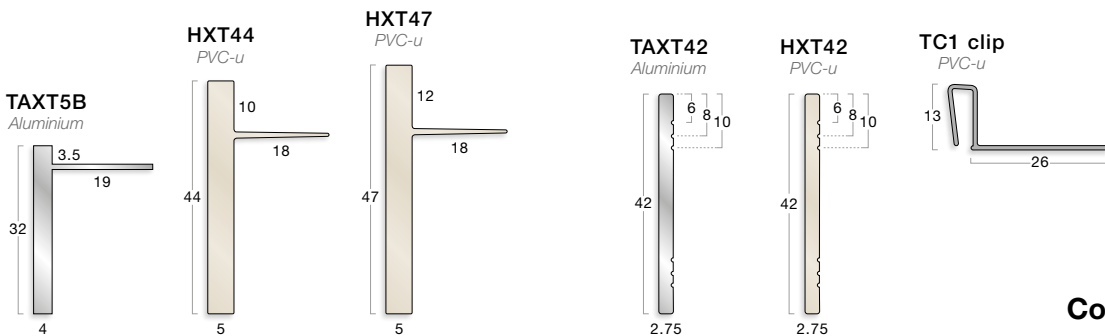
TAXT42 with contoured edge to provide a flush, neat finish to the stair edging profile

Side trims and welded corners are designed to form a neat and attractive edge around the open end of a step by concealing the edge of the floorcovering and stair edging.

Gradus side trims TA42, TA5B, HT42, HT44 and HT47 can be ordered in straight lengths for on-site fabrication or can be supplied as pre-formed welded corners TAXT42, TAXT5B, HXT42, HXT44 and HXT47. When ordered as TAXT42 / TAXT5B / HXT42 / HXT44 / HXT47 the apex of the welded corner is contoured to a rounded edge to match the curved edge design of the XT stair edging profiles, providing a flush, neat finish.

Welded Corners with Fixed Flange

Welded Corners with TC1 Clips



Colour options:

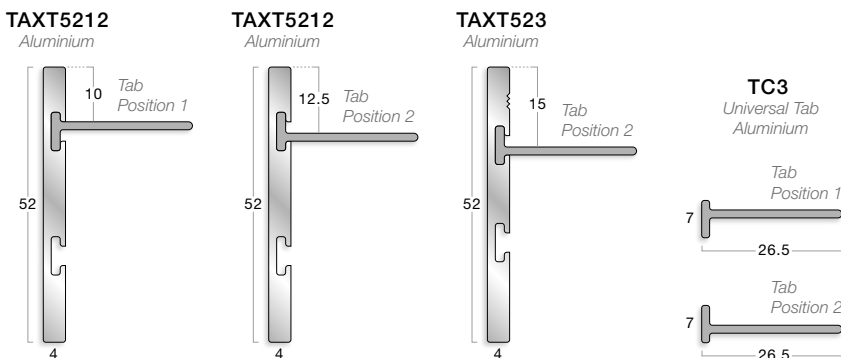
Metals (TAXT):

Aluminium

PVC-u (HXT):

- Black
- Ink
- Brown
- Bluebell
- Granite
- Dove
- Glacier
- Clay
- Sky
- Canvas
- Jade
- Whisp
- Buttercup
- Snowdrift

Welded Corners with TC3 Clips



Welded Corners

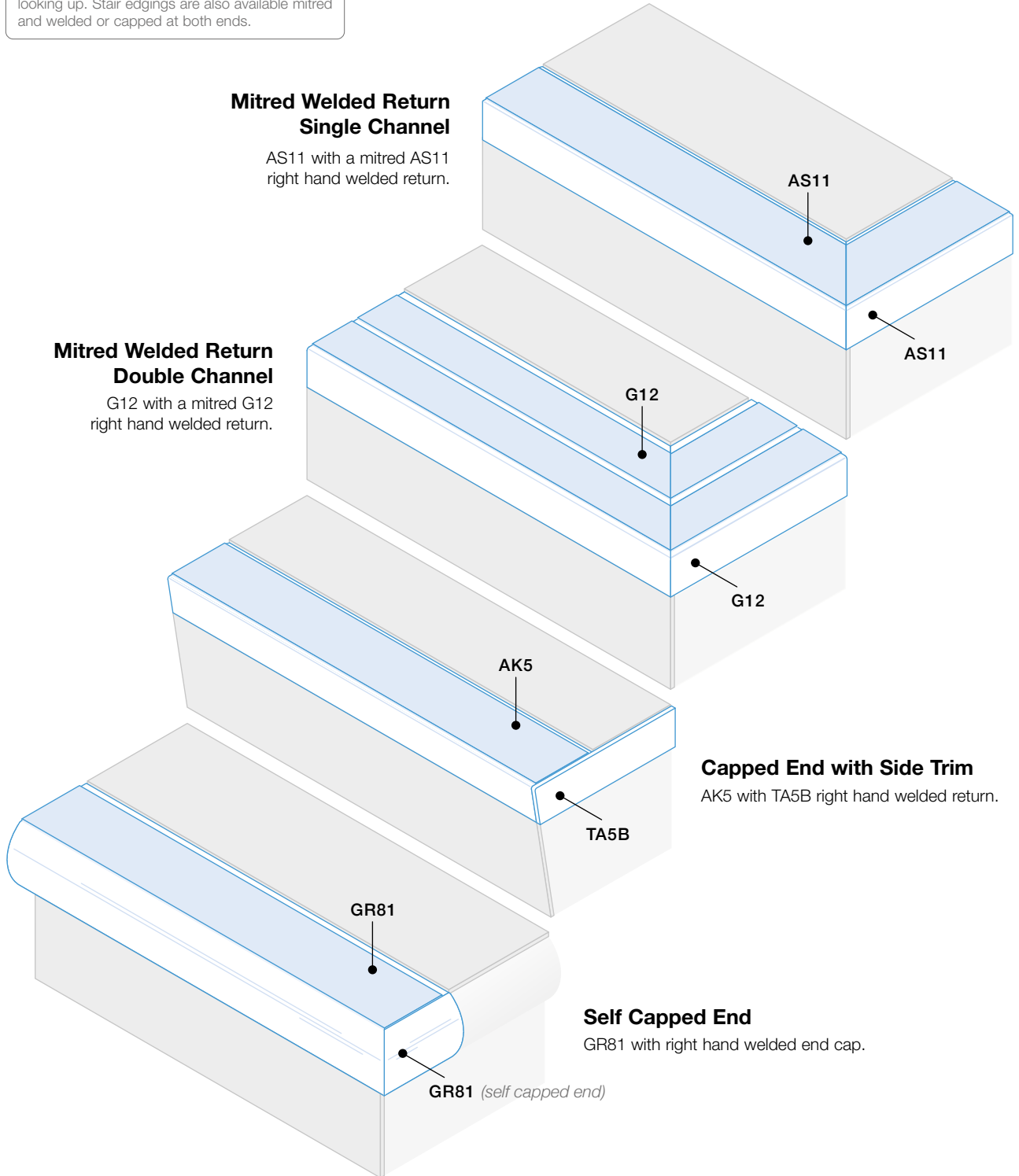
Trimming Strips

Section	Gauge	78° – 90° LH or RH	83° & 90° Universal	Fixing	Site Join	Trimming Strip for use on landings	Section ref.	Stock Lengths
TAXT5B	3.5mm	✓	✓	Fixed Tab	butt	TAXT5B can be supplied as stock lengths	TA5B	2.75m
HXT44	10mm	✓	✓	Fixed Tab	butt	HXT44 can be supplied as stock lengths	HT44	2.75m
HXT47	12mm	✓	✓	Fixed Tab	butt	HXT47 can be supplied as stock lengths	HT47	2.75m
TAXT42	6-8-10mm	✓	✓	TC1 Clips	butt	TAXT42 can be supplied as stock lengths	TA42	2.75m
HXT42	6-8-10mm	✓	✓	TC1 Clips	butt	HXT42 can be supplied as stock lengths	HT42	2.75m
TAXT5212	10-12.5mm	✓	-	TC3 Clips	mitre	TAXT5212 can be supplied as stock lengths	TAXT5212	2.75m
TAXT523	15mm	✓	-	TC3 Clips	mitre	TAXT523 can be supplied as stock lengths	TAXT523	2.75m

Welded Returns & Capped Ends

Most stair edgings featured in the Gradus product range can be fabricated to form a neat finish to the open side(s) of the stair in the form of welded returns or capped ends. The diagram below illustrates some examples of the fabrications that are available.

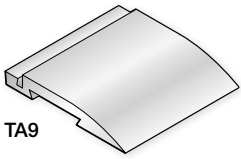
The "hand" (i.e. left or right hand) of the profile is determined from the bottom of a flight of stairs looking up. Stair edgings are also available mitred and welded or capped at both ends.



FREE

Gradus Accessories offers a **Free Measuring & Templating Service** for stair edgings to ensure optimum product selection. Contact Technical Support on 01625 428922 to request your measure (terms and conditions apply).

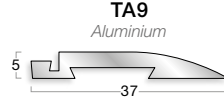
Stair Trims



TA9

TA9 is an aluminium trimming strip used with G range stair edgings to form a safe ramp where resilient or no floorcovering is used (see pages 28 to 30).

Edge Trim



TA9
Aluminium

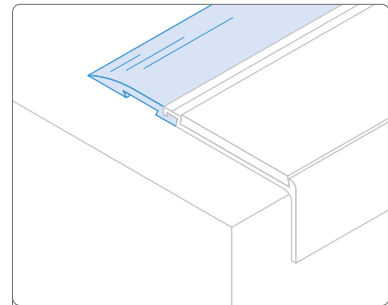
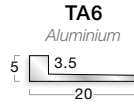


Diagram shows G11 (see page 28) with TA9 ramping strip providing a transition where no floorcovering is used.

TA6 is an aluminium trimming strip used to form a central run of resilient floorcovering on stairs and landings. It can also be used on the riser.



TA6
Aluminium

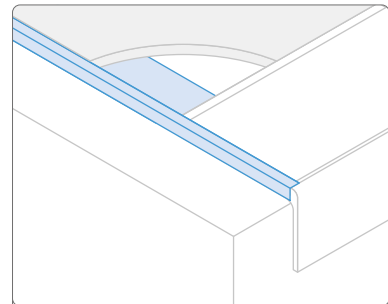
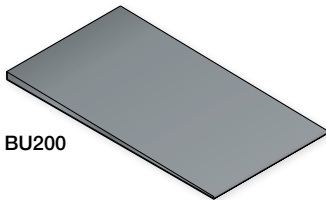


Diagram shows AS11 (see page 25) and TA6 trimming strip with a special on-site fabrication.



BU200

Bevelled underlay is a flexible pvc material used as a diminishing strip and is ideal for building up resilient floorcoverings for use with 5mm stair edgings. This is an ideal solution where a heavy-duty stair edging is required with a resilient floorcovering.

Grooves along the length of the underlay provide a straight cutting edge at points where the thickness gives ideal height adjustment. Bevelled underlay is fitted with a proprietary contact adhesive and it is advisable to feather the tapered edge with a thin layer of latex cement.

Bevelled Underlay

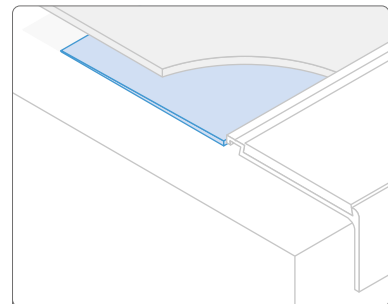
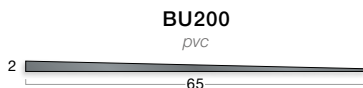


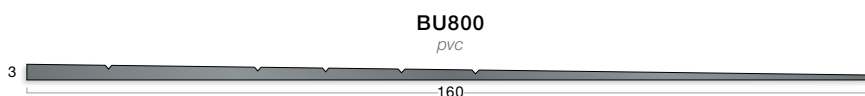
Diagram shows BU200 bevelled underlay being used to build up a 3.2mm linoleum to ensure a flush finish with the back edge of a G11 stair edging (5mm gauge - see page 28).

Colour option:

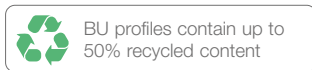
■ Black




BU200
pvc



BU800
pvc



Dimensions shown are nominal. Illustrations are 70% size in mm. Products subject to minor design alterations without notice.



BCT16

Aluminium or bronze nap trims available with or without carpet gripper. Butt joint to the back edge of the stair edging to form a neat finish to the floorcovering. Ideal for use where an Axminster or other woven backed carpet is used. The top is closed using a block of wood and/or rubber mallet. Fixed with screws and adhesive.

Nap Trim

BCT16
Bronze - available with or without carpet gripper

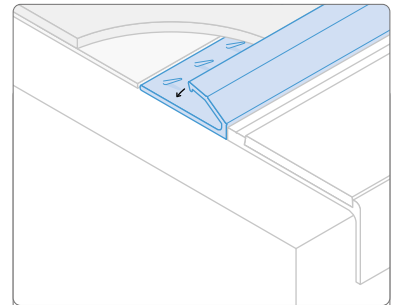
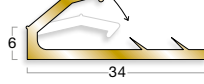


Diagram shows BCT16 butt jointed to the back edge of BG511 (5mm gauge - see page 39) stair edging to provide a neat edge to the carpet.

ANT355
Aluminium - available with or without carpet gripper

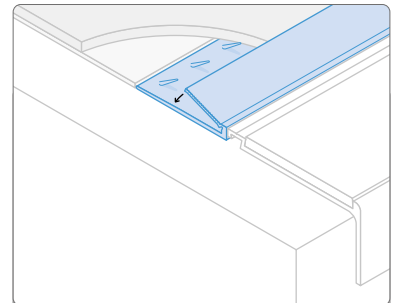
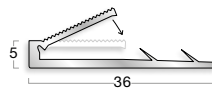


Diagram shows ANT355 butt jointed to the back edge of G11 (5mm gauge - see page 28) stair edging to provide a neat edge to the carpet.

CG1042
Aluminium - available with or without carpet gripper

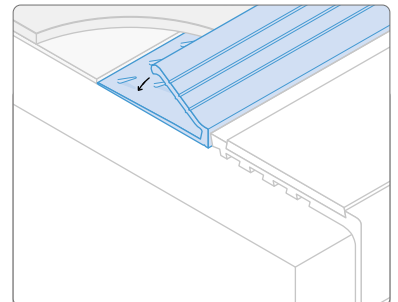
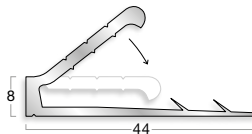



Diagram shows CG1042 butt jointed to the back edge of CT71 (gauge 7mm - see page 31) stair edging to provide a neat edge to the carpet.



PET276

A co-extruded PVC-u feature strip for use between carpets, resilient floorcoverings and ceramic tiles or to form an edge to a floorcovering (see diagram).

Square Edge

PET276
Co-extruded pvc top with PVC-u base

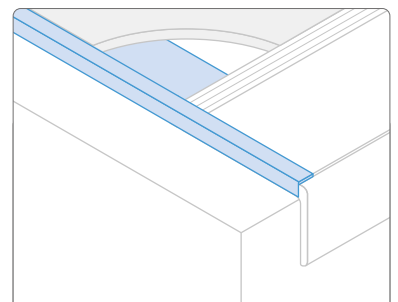
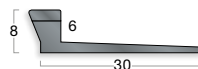


Diagram shows PET276 in conjunction with RN711 (gauge 6mm - see page 44) with a special on-site fabrication being used to protect the exposed edge of the carpet and form a 'carpet runner'.

Colour options:

- Black
- Brown
- Granite
- Dove



Section 2

Specialist LED Lighting Systems

With over 25 years experience in the design and manufacture of specialist LED lighting, Gradus offers a comprehensive range of low voltage decorative and safety LED lighting solutions ideal for use across a variety of sectors and applications.

Range overview



LED Architectural Lighting

Centred around providing clients with the ability to transform an environment with subtle accents or striking features, this range is geared towards those looking for a decorative LED Lighting solution that is sure to create a real “wow” factor.

See pages 62-65



LED Step Lighting

Gradus offers a range of safety and decorative lighting profiles for stairs. Profiles have been designed specifically to suit dark interior environments, where light is required for safety but should not detract from the primary function of the installation.

See pages 66-69



LED Aisle & Floor Lighting

A comprehensive range of PVC-u and aluminium aisle and floor trims that are designed for use as cable management systems to illuminate floors, walkways, aisles and exit/entrance routes. Profiles can feature Interlok Advance, Continuity or Loom Lighting.

See pages 70-71



LED Wall Lighting

Provides soft illumination way-finding for auditoria access areas during showings or performances, without distracting from the primary function of the installation.

See page 72



LED Row Indication

Gradus step row indicators are used to identify seating rows in auditoria, such as cinema, theatres and lecture theatres in darkened conditions.

See page 73



LED Continuity Lighting

An excellent alternative to neon lighting for use within interior applications. This system features a similar light output and brightness to neon, whilst offering the benefits of extra low voltage, low power consumption and a long life cycle.

See page 74



Specialist LED Lighting Systems

Gradus LED Lighting Systems can be installed in a wide variety of applications, spanning across multiple sectors.

Cinema
Multi-screen
Boutique
Home



Hospitality
Bars
Restaurants
Nightclubs
Lounges

Healthcare
Private Clinics
Private Hospitals



Retail
Boutique Shops
Shopping Centres
Food Courts



If you have a project that could benefit from LED Lighting or require further details, call 01625 428922 to discuss with a member of our specialist team.

Education

Breakout Areas
Libraries
Lecture Theatres
Canteens



Health & Fitness

Gyms
Fitness Studios
Health Spa's

Leisure

Theatres
Museums & Galleries
Casinos
Shops



Residential

Luxury Developments

NEW LED Architectural Lighting



Centred around providing clients with the ability to transform an environment with subtle accents or striking features, this range is geared towards those looking for a decorative LED Lighting solution that is sure to create a real “wow” factor.

Our versatile range of commercial grade LED tapes are easy to install and are available in a wide choice of colours, types and brightness options.


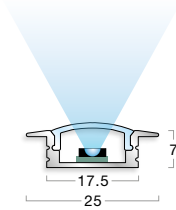






















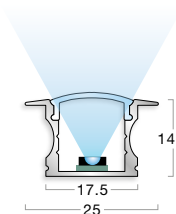

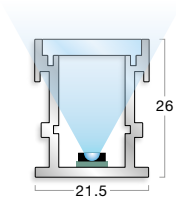

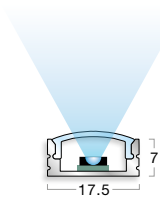

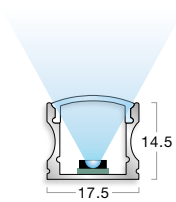
The range can be split into 3 key areas, all of which will require careful consideration to ensure that the chosen overall solution meets the specific project needs from both a visual and practical point of view:

- Aluminium Profiles
- LED Tapes
- Controllers



If you have a project that could benefit from LED Lighting or require further details, call 01625 428922 to discuss with a member of our specialist team.


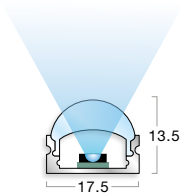

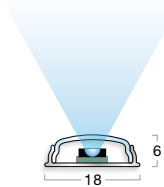











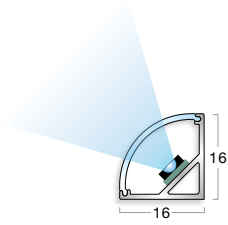










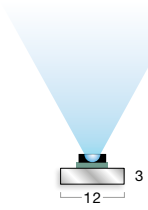



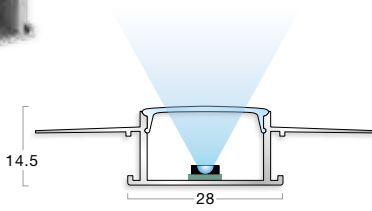

Aluminium Profiles

CODE / PROFILE	COMPONENTS	LENGTH	LED TAPES
 <p>ALS/SR Shallow Recessed</p> 	Aluminium base, Polycarbonate cover (semi-diffused), and end caps.	1.00m 2.00m	<p>Traditional</p> <ul style="list-style-type: none">  Warm White 2700k  Warm White 3000k  Day White 4000k  Cool White 6000k  Blue  Green  Amber  Red  Pink <p>Spotless</p> <ul style="list-style-type: none">  Warm White 2700k  Warm White 3000k  Day White 4000k  Cool White 6000k  Blue  Green  Amber  Red  Pink <p>Colour Changing</p> <ul style="list-style-type: none">  RGBWW (Warm White 3000k)  RGBW (Cool White 6000k) <p>Dual-White CCT</p> <ul style="list-style-type: none">  Colour temperature range of 2700k-6500k
 <p>ALS/DR Deep Recessed</p> 	Aluminium base, Polycarbonate cover (semi-diffused), and end caps.	1.00m 2.00m	
 <p>ALS/WO Walk Over</p> 	Aluminium base, Polycarbonate cover (semi-diffused), and end caps.	1.00m 2.00m	
 <p>ALS/TS Thin Surface</p> 	Aluminium base with Polycarbonate cover (semi-diffused), end caps and fixing clips.	1.00m 2.00m	
 <p>ALS/DS Deep Surface</p> 	Aluminium base with Polycarbonate cover (semi-diffused), end caps and fixing clips.	1.00m 2.00m	

Dimensions shown are nominal. Illustrations are 70% size in mm. Products subject to minor design alterations without notice.

NEW LED Architectural Lighting

Aluminium Profiles

CODE / PROFILE	COMPONENTS	LENGTH	LED TAPES
 <p>ALS/OL Optic Lens</p> 	Aluminium base with Polycarbonate cover (clear), end caps and fixing clips.	1.00m 2.00m	
 <p>ALS/B Bendable</p>  <p> 300mm minimum bend radius</p>	Aluminium base with Polycarbonate cover (semi-diffused), end caps and fixing clips.	1.00m 2.00m	<p>Traditional</p> <ul style="list-style-type: none">  Warm White 2700k  Warm White 3000k  Day White 4000k  Cool White 6000k  Blue  Green  Amber  Red  Pink
 <p>ALS/FC Corner</p> 	Aluminium base with Polycarbonate cover (semi-diffused), end caps and fixing clips.	1.00m 2.00m	<p>Spotless</p> <ul style="list-style-type: none">  Warm White 2700k  Warm White 3000k  Day White 4000k  Cool White 6000k  Blue  Green  Amber  Red  Pink
 <p>ALS/FB Flat Base</p> 	Aluminium base	1.00m	<p>Colour Changing</p> <ul style="list-style-type: none">  RGBWW (Warm White 3000k)  RGBW (Cool White 6000k)
 <p>ALS/FR Flush Recessed (Plaster-In)</p> 	Aluminium base with Polycarbonate cover (semi-diffused), and end caps.	2.00m	<p>Dual-White CCT</p> <ul style="list-style-type: none">  Colour temperature range of 2700k-6500k

Dimensions shown are nominal. Illustrations are 70% size in mm. Products subject to minor design alterations without notice.

LED Tapes




Traditional LED Tapes

- Available in a selection of Whites and Single Colour options
- 10w, 24v DC
- IP20 as standard (IP65 Splashproof versions also available)




Spotless LED Tapes

- Available in a selection of Whites and Single Colour options
- 10w and 15w, 24v DC
- IP20 as standard (IP65 Splashproof versions also available)



Colour Changing LED Tapes

- Available in RGBWW (Warm White 3000k) and RGBW (Cool White 6000k)
- 20w, 24v DC
- IP20 as standard (IP65 Splashproof versions also available)



Dual-White CCT LED Tapes

- Create any shade of white within colour temperature range of 2700k-6500k
- 24w, 24v DC
- IP20 as standard (IP65 Splashproof versions also available)

Controllers

Gradus can provide control solutions to suit all the LED Tapes featured within our new LED Architectural Lighting Systems range, including RF (radio-frequency) control and ZigBee compatible options. For more complex lighting installations, we can also supply controller solutions compatible with the following communication protocols:




Triac



Our Gradus Contracts Team will work closely with clients to understand your individual project needs to ensure the best possible overall package is selected.




LED Step Lighting




Gradus offers a range of safety and decorative lighting profiles for stairs. Profiles have been designed specifically to suit dark interior environments such as auditoria, where light is required for safety but should not detract from the primary function of the installation. By utilising LED technology, the system offers an extra low voltage (12v) alternative to mains voltage lighting.

Visit www.gradus.com for full product details.



Interlok Advance™

Interlok Advance is an LED lighting system that offers a pinpoint lighting effect that is created using circuit board strips with LEDs spaced at 50mm or 100mm intervals.




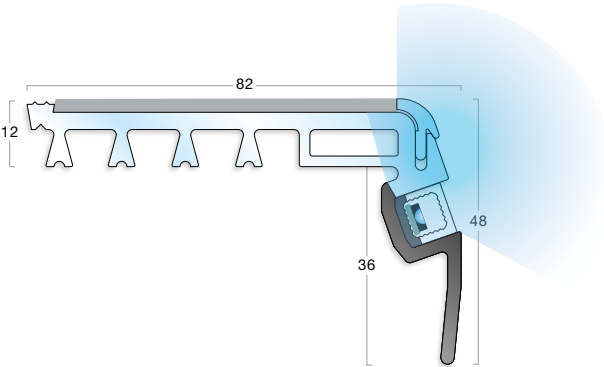






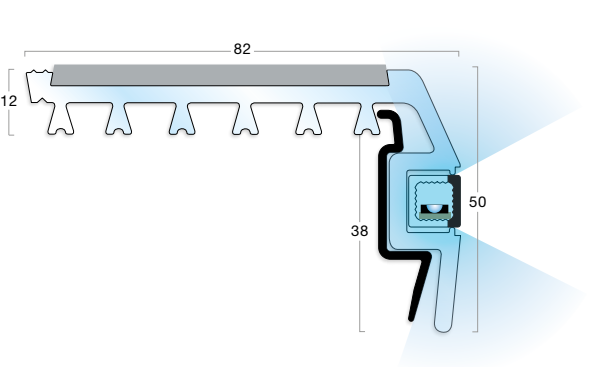






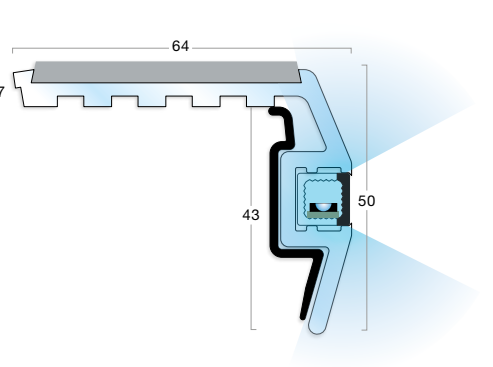
Continuity™

An LED lighting system that offers a continuous linear lighting effect for a modern finish in low light environments. A fibre optic rod that is end-illuminated with high intensity LEDs (IP44).

PVC-u Profiles

- Clear profile allows light to project through
- Illuminated stair edging is visible when ascending & descending the staircase



CODE / PROFILE	DESCRIPTION	INSERT	LED COLOUR
<p>RXT1218L</p> 	<p>Clear/Coloured PVC-u Channel</p> <p>Up & Angled Illumination</p>	<p>Interior</p> <p>(see page 17)</p>	<p>Interlok Advance</p> <ul style="list-style-type: none"> Blue  Green  Amber  Red  White  Warm White 
<p>RNT1218L</p> 	<p>Clear PVC-u Channel</p> <p>Illumination on front gives all round visibility</p>	<p>Xtra-grip</p> <p>Xtra-grip Plus</p> <p>Interior</p> <p>(see page 17)</p>	<p>Continuity</p> <ul style="list-style-type: none"> Blue  Green  Amber  Red  White  Warm White 
<p>RNT718L</p> 	<p>Clear PVC-u Channel</p> <p>Illumination on front gives all round visibility</p>	<p>Xtra-grip</p> <p>Xtra-grip Plus</p> <p>Interior</p> <p>(see page 17)</p>	

Dimensions shown are nominal. Illustrations are 70% size in mm. Products subject to minor design alterations without notice.

LED Step Lighting

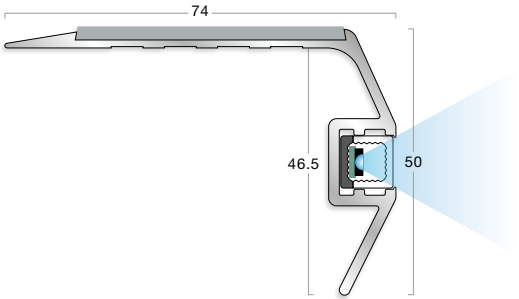












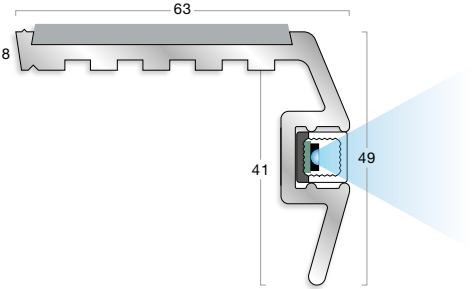
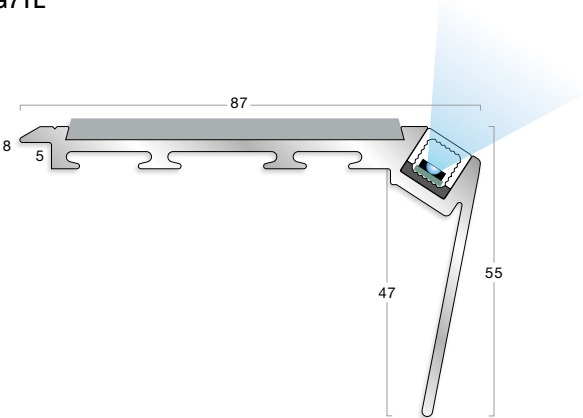
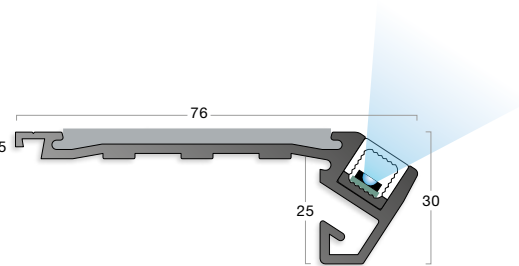
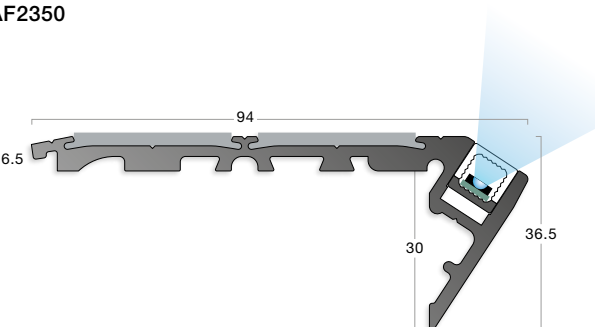
Aluminium Profiles

- Light is projected directly from the tube
- The angle at which the illumination is visible depends on the profile design



CODE / PROFILE	DESCRIPTION	INSERT	LED COLOUR
<p>ATF71L</p>	<p>Aluminium Channel (can also be supplied anodised)</p> <p>Illumination on tread and/or riser</p>	<p>Xtra-grip</p> <p>Xtra-grip Plus</p> <p>Interior (see page 17)</p>	<p>Interlok Advance</p> <p>Blue </p> <p>Green </p> <p>Amber </p> <p>Red </p> <p>White </p> <p>Warm White </p> <p>Continuity</p> <p>Blue </p> <p>Green </p> <p>Amber </p> <p>Red </p> <p>White </p> <p>Warm White </p>
<p>ATD71L</p>	<p>Aluminium Channel (can also be supplied anodised)</p> <p>Illumination on tread and/or riser</p>	<p>Xtra-grip</p> <p>Xtra-grip Plus</p> <p>Interior (see page 17)</p>	
<p>ATD121L</p>	<p>Aluminium Channel (can also be supplied anodised)</p> <p>Illumination on tread and/or riser</p>	<p>Xtra-grip</p> <p>Xtra-grip Plus</p> <p>Interior (see page 17)</p>	

Dimensions shown are nominal. Illustrations are 70% size in mm. Products subject to minor design alterations without notice.

CODE / PROFILE	DESCRIPTION	INSERT	LED COLOUR
AS1106L 	Aluminium Channel (can also be supplied anodised) Illumination from front of profile	Xtra-grip Xtra-grip Plus Interior (see page 17)	Interlok Advance Blue  Green  Amber  Red  White  Warm White  Continuity Blue  Green  Amber  Red  White  Warm White 
AT718L 	Aluminium Channel (can also be supplied anodised) Illumination from front of profile	Xtra-grip Xtra-grip Plus Interior (see page 17)	
ATNG71L 	Aluminium Channel (can also be supplied anodised) Angled illumination on tread / riser	Xtra-grip Xtra-grip Plus Interior (see page 17)	
ELAF5150 	Black Anodised Aluminium Channel Angled Illumination on tread / riser	Interior (insert sold separately) (see page 17)	
ELAF2350 	Black Powder Coated Aluminium Channel Angled Illumination on tread / riser	Interior (inserts sold separately) (see page 17)	

Dimensions shown are nominal. Illustrations are 70% size in mm. Products subject to minor design alterations without notice.

LED Aisle & Floor Lighting

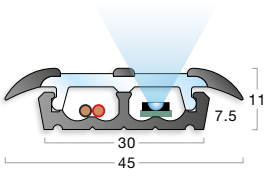
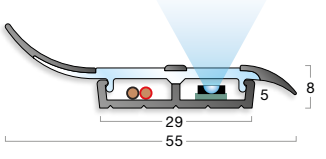
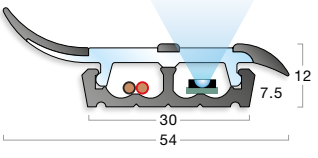
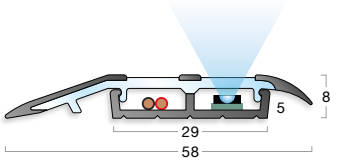
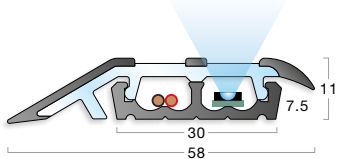
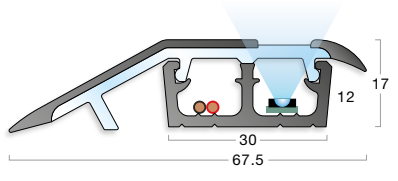
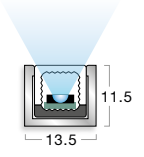


Gradus offers a comprehensive range of PVC-u and aluminium aisle and floor trims that are designed for use as cable management systems to illuminate floors, walkways, aisles and exit/entrance routes. Profiles can feature Interlok Advance, Continuity or Loom Lighting.

Visit www.gradus.com for full product details.

CODE / PROFILE	DESCRIPTION	DETAILS	PROFILE COLOUR	LIGHTING SYSTEM	LED COLOUR
<p>CL05 / LB10</p>	PVC-u floor trim	Carpet to Carpet	Smoked/Black Clear Translucent	Loom or Interlok Advance	<ul style="list-style-type: none"> ■ Blue ■ Green ■ Amber ■ Red ■ Warm White ■ White
<p>CLS13 / LBS45</p>	PVC-u floor trim/cable management system	Carpet to Carpet	Smoked/Black Clear Translucent	Loom or Interlok Advance	<ul style="list-style-type: none"> ■ Blue ■ Green ■ Amber ■ Red ■ Warm White ■ White

LED Aisle & Floor Lighting

CODE / PROFILE	DESCRIPTION	DETAILS	PROFILE COLOUR	LIGHTING SYSTEM	LED COLOUR
CLC13 / TDB45 	PVC-u floor trim/cable management system	Carpet to Carpet	Smoked/Black Clear Translucent	Loom or Interlok Advance	<ul style="list-style-type: none"> ■ Blue ■ Green ■ Amber ■ Red ■ Warm White ■ White
CLS16 / LBS45 	PVC-u floor trim/cable management system	Carpet to Wall	Smoked/Black Clear Translucent	Loom or Interlok Advance	<ul style="list-style-type: none"> ■ Blue ■ Green ■ Amber ■ Red ■ Warm White ■ White
CLC16 / TDB45 	PVC-u floor trim/cable management system	Carpet to Wall	Smoked/Black Clear Translucent	Loom or Interlok Advance	<ul style="list-style-type: none"> ■ Blue ■ Green ■ Amber ■ Red ■ Warm White ■ White
CLS20 / LBS45 	PVC-u floor trim/cable management system	Vinyl to Carpet	Smoked/Black Clear Translucent	Loom or Interlok Advance	<ul style="list-style-type: none"> ■ Blue ■ Green ■ Amber ■ Red ■ Warm White ■ White
CLC20 / TDB45 	PVC-u floor trim/cable management system	Vinyl to Carpet	Smoked/Black Clear Translucent	Loom or Interlok Advance	<ul style="list-style-type: none"> ■ Blue ■ Green ■ Amber ■ Red ■ Warm White ■ White
CLC11 / TB45D 	PVC-u floor trim/cable management system	Vinyl to Carpet	Smoked/Black Clear Translucent	Loom, Interlok Advance or Continuity	<ul style="list-style-type: none"> ■ Blue ■ Green ■ Amber ■ Red ■ Warm White ■ White
DLA45 	Aluminium U section	Suitable for floor, wall or ceiling mounting	Aluminium Mill finish Can also be supplied anodised on request	Interlok Advance or Continuity	<ul style="list-style-type: none"> ■ Blue ■ Green ■ Amber ■ Red ■ Warm White ■ White

KEY	Cable 	Lighting Loom or Interlok Advance 
------------	---	---

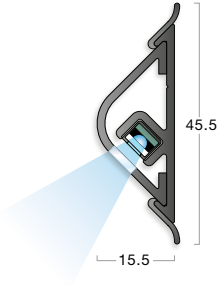
Dimensions shown are nominal. Illustrations are 70% size in mm. Products subject to minor design alterations without notice.

LED Wall Lighting



Gradus LED wall lighting has been designed to provide soft illumination way finding for auditoria access during showings or performances without distracting from the primary function of the installation. Gradus LED wall light provides 2.2 lux at 1.9m distance when mounted 300mm above the floor.

Visit www.gradus.com for full product details.

CODE / PROFILE	DESCRIPTION	LENGTH	PROFILE COLOUR	END CAPS	LED COLOUR
WLT30/WLB45 	PVC-u cover Incorporates a clear window for light to shine downwards PVC-u base	2.5m	Black Clear Translucent Window	ECWLB45 (right or left handed)	Interlok Advance™ 50mm spaced 12v or 24v DC <ul style="list-style-type: none"> ■ Blue ■ Green ■ Amber ■ Red ■ Warm White ■ White

Dimensions shown are nominal. Illustrations are 70% size in mm. Products subject to minor design alterations without notice.

LED Row Indication




Gradus step row indicators are used to identify seating rows in auditoria, such as cinema, theatres and lecture theatres in darkened conditions. The profile can incorporate alphabetical or numerical formats, or can be produced in graphical format for directional signage or to denote wheelchair access points.

Visit www.gradus.com for full product details.

CODE / PROFILE	DESCRIPTION	DETAILS	PROFILE COLOUR	POWER	LED COLOUR
<p>LED Row Indicator</p>	<p>PVC-u frame with window</p> <p>PVC-u base</p> <p>Indicator tile</p> <p>LED</p>	<p>Alphabetical, numerical or graphical format including disabled access</p>	<p>Black</p>	<p>12v DC</p>	<ul style="list-style-type: none"> ■ Blue ■ Green ■ Amber ■ Red ■ Warm White ■ White









Dimensions shown are nominal. Illustrations are 70% size in mm. Products subject to minor design alterations without notice.

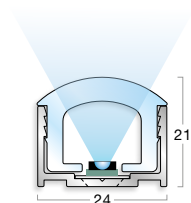
LED Continuity™ Lighting



Continuity™ LED linear lighting offers an excellent alternative to neon lighting for interior applications. Utilising LED technology, this system features a similar light output and brightness to neon, whilst offering the benefits of extra low voltage, low power consumption and a long life cycle.

Visit www.gradus.com for full product details.

CODE / PROFILE	DESCRIPTION	LENGTH	PROFILE COLOUR	POWER	LED COLOUR
DC2012/DLA2415	DC2012 PVC-u cover with DLA2415 Aluminium Carrier	LED 5m Cover 2m Carrier 2m	PVC-u cover available as Clear (CL) or Opaque (FR)	4.8 - 15.00 watts/metre (dependant on standard or high brightness)	<ul style="list-style-type: none">  Blue  Green  Amber  Red  Warm White  White  RGBW Colour Changing  RGB Colour Changing



Dimensions shown are nominal. Illustrations are 70% size in mm. Products subject to minor design alterations without notice.

LED Lighting Systems Additional Services & Support



At Gradus one of our key business goals is to provide peace of mind for all our customers through quality, performance and a service that you can rely on. Our Contracts team manage the entire process to tailor quotations and orders to the specific needs of each individual project. Below details the additional services and customer support that Gradus can offer to clients across our full range of LED Lighting Systems.

Specification Consultants:

Provide face to face advice when specifying lighting, ensuring that the products selected are matched to the specific requirements of the environment. We also have a wealth of knowledge and experience within our Contracts Team who are more than happy to share their expertise with clients.

Dedicated Estimating Service:

Available on a supply only basis or for both supply and installation. Gradus also have online project collaboration capabilities.

Site Survey capabilities:

For supply & fit projects, Gradus can arrange a full survey and liaise with other trades to ensure complete peace of mind for the customer.

Supply and Fit package:

Ensures a convenient and reliable service throughout the specification, survey and installation process.

Trained and experienced technicians carry out the installations in line with Gradus quality systems, in accordance with current standards.

Electrical installations carried out and tested in accordance with BS7671 wiring regulations.

To take advantage of the supply and fit service, contact Gradus' specification consultants who will undertake an evaluation of the requirements from which a detailed quote can be prepared. Details of specification consultants are available from:

Gradus Technical Support on +44 (0) 1625 428922
Applicable to UK only.



Section 3

Transition Strips

Information to ensure the correct selection of transition strips along with details of colour availability. Details of all Gradus transition strips and specialist floor trims can be found in this section.

Transition Strip Colours

Bronze / Brass

Polished Brass / F7



Natural Brass



Polished Bronze



Below is a selection of specialist finishes that are applied to a polished brass material.

Polished Chrome



Satin Chrome



Brushed Stainless Steel



Pearl Nickel



Satin Nickel



Aluminium

Mill Finish / Natural



F0 Natural



F3 Polished



Below is a selection of finishes that are applied to aluminium material.

Polished Silver



Etched Silver



F4 Silver Anodised



F5 Gold Anodised



F9 Sand Anodised



F6 Bronze Anodised



Stainless Steel

F8 Polished



F8G Matt



Pvc Standard

Black LRV: 5



Brown LRV: 6



Coffee LRV: 6



Granite LRV: 13



Lead LRV: 13



Bluebell LRV: 8



Dove LRV: 27



Steel LRV: 27




Fawn LRV: 18



Clay LRV: 48



Canvas LRV: 53



Pvc Metallics

Burnt Almond LRV: 10



Zinc LRV: 15



Doubleton LRV: 21



Platinum LRV: 42



Silver LRV: 49



Wood Finish

H30 - Light Oak



H61 Grey Oak



NEW

H64 Cream Oak



NEW

H65 Light Grey Oak



NEW

H81 Walnut



NEW

The above are wood effect finishes that are applied to aluminium material.

Note:

LRV readings apply to the following products:

- MTS Multi-Trim System - PVC-u (page 84)
- Clip-Top (pages 87-88)
- Clip-Top fx (pages 90-91)
- Wetroom Transition Strips (page 132)

For details of LRV readings for all other products, contact Gradus on 01625 428922.

Please note: Due to the limitations of the printing process, colours within this catalogue should not be relied upon for colour matching. An accurate colour match can only be achieved by requesting the relevant product sample(s) from Gradus Technical Support on 01625 428922.

Colour Availability

The table below can be used to show colour and finish availability of various profiles. Non-standard colours are also available and special colours can be matched upon request subject to minimum quantity and lead time. For further information contact Technical Support on 01625 428922.

Material	Colour/Finish	Luxury Trim System																								
		Clip-Top PVC-u + Clip-Top fx + MTS PVC-u	GT61R + CET	MTS Aluminium	Design-Clip	PPS	Mono-Clip	Cable Ducts + DT + PCR + PET + T + EJC + CVT + CTR	TH495	Clip-Top Metallic PVC-u + GT61M	BU	BCT	SCS + SCSP + ETR-GF8 + MJ-F8	SCS + SCSP	WTS	Matwell Frames (RMF & UMFA) + ACS38 + ACS62 + ACT + ANT + AVR + CG + JC + TA	ACS441 + ACS444 + ACS470S + TH382 + TH383+ JT + ET + RT	ACS462 + ACS463	AJC + JT-EB + ET-EB + TP-F4 + MJ-F4 + CVA927	BCS + ETR-F7 + ETR-GF7 + TP-F7	ETR-F0 + ETR-UFO + ETR-GF0	AR268	FRB Matwell Frame	CVA870W		
Bronze / Brass	Polished Chrome	•																								
	Satin Chrome	•																								
	Brushed Stainless Steel	•																								
	Pearl Nickel	•																								
	Satin Nickel	•																								
	Polished Brass / F7	•																			•					
	Natural Brass																							•		
	Polished Bronze																									•
Aluminium	Polished Silver			•																						
	F3 Polished																•	•								
	Mill Finish / Natural																•									
	F0 Natural																				•	•				
	Etched Silver			•																						
	F4 Silver Anodised				•	•																			•	
	F5 Gold Anodised					•												•								•
	F9 Sand Anodised																									•
	F6 Bronze Anodised																									•
Pvc Standard	Black	•	•																							
	Brown	•	•																							
	Coffee																									
	Granite	•	•																							
	Lead																									
	Bluebell	•	•																							
	Dove	•	•																							
	Steel																									
	Fawn	•																								
	Clay	•	•																							
	Canvas																									
	Pvc Metallics	Burnt Almond																								
Zinc																										
Doubleloon																										
Platinum																										
Silver																										
Wood Finish	H30 Light Oak																									
	H61 Grey Oak																									
	H64 Cream Oak																									
	H65 Light Grey Oak																									
	H81 Walnut																									
Stainless Steel	F8 Polished																									
	F8G Matt																									

For FCA16, Trans-Edge trims & RAM012 see individual profile pages 133, 99 and 101 respectively for details of colour availability.

Luxury Trim System



Description

The Gradus Luxury Trim System offers a premium solution for the neat finishing of junctions between flooring materials.

The solid brass profiles are available in six opulent metal finishes for use in prestigious applications where luxury floor finishes are installed, from hotels to top-end residential developments.

The profiles are available in either a ramp or a twin top configuration with a choice of bases and heights to suit a wide range of floorcoverings.

Profile Information

- Profiles suitable for interior use
- Tops clip in to bases to accommodate a variety of floorcoverings

Installation Advice

- Compressed thickness of carpet should always be a tight fit to the internal gauge of the combined top / base
- When installed with natural floorcoverings e.g. ceramics or wood, a suitable gap must be left between the profile base and the flooring to allow for natural expansion
- Bases should always be fitted on top of resilient floorcoverings when used in a ramp configuration
- Bases should be fitted using cartridge adhesive and screw fixings

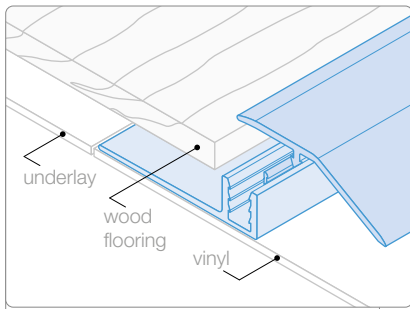
Colour

- For larger colour swatches see page 78

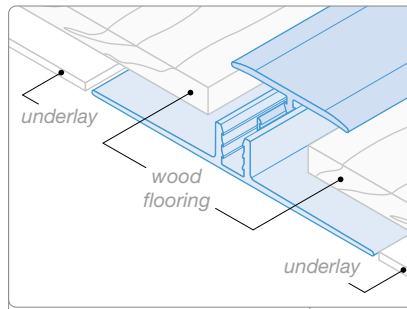
Luxury Trim System



Visit: www.gradus.com to download: AutoCAD drawings, Gradus & NBS Specifications, Cleaning & Maintenance, Installation Guidelines and Health & Safety Data Sheets.



SFBR37/AFT398 wood flooring to vinyl

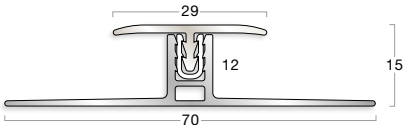
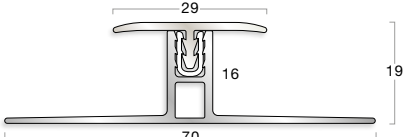
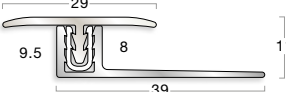
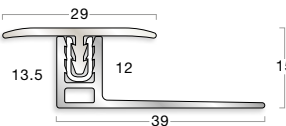
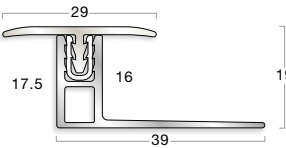


SFBT29/AFT708 wood flooring

CODE / PROFILE	MATERIAL	LENGTH	COLOURS / FINISHES
SFBR37 / AFT398 	Brass Top with PVC-u Connector & Aluminium Base Base available with or without carpet gripper	2.715m 0.9m	<ul style="list-style-type: none"> Polished Chrome Satin Chrome Brushed Stainless Steel Pearl Nickel Satin Nickel Polished Brass
SFBR37 / AFT3912 	Brass Top with PVC-u Connector & Aluminium Base Base available with or without carpet gripper	2.715m 0.9m	<ul style="list-style-type: none"> Polished Chrome Satin Chrome Brushed Stainless Steel Pearl Nickel Satin Nickel Polished Brass
SFBR37 / AFT3916 	Brass Top with PVC-u Connector & Aluminium Base Base available with or without carpet gripper	2.715m 0.9m	<ul style="list-style-type: none"> Polished Chrome Satin Chrome Brushed Stainless Steel Pearl Nickel Satin Nickel Polished Brass
SFBT29 / AFT708 	Brass Top with PVC-u Connector & Aluminium Base Base available with or without carpet gripper	2.715m 0.9m	<ul style="list-style-type: none"> Polished Chrome Satin Chrome Brushed Stainless Steel Pearl Nickel Satin Nickel Polished Brass

Dimensions shown are nominal. Illustrations are 70% size in mm. Products subject to minor design alterations without notice.

Luxury Trim System

CODE / PROFILE	MATERIAL	LENGTH	COLOURS / FINISHES
SFBT29 / AFT7012 	Brass Top with PVC-u Connector & Aluminium Base Base available with or without carpet gripper	2.715m 0.9m	<ul style="list-style-type: none"> Polished Chrome Satin Chrome Brushed Stainless Steel Pearl Nickel Satin Nickel Polished Brass
SFBT29 / AFT7016 	Brass Top with PVC-u Connector & Aluminium Base Base available with or without carpet gripper	2.715m 0.9m	<ul style="list-style-type: none"> Polished Chrome Satin Chrome Brushed Stainless Steel Pearl Nickel Satin Nickel Polished Brass
SFBT29 / AFT398 	Brass Top with PVC-u Connector & Aluminium Base Base available with or without carpet gripper	2.715m 0.9m	<ul style="list-style-type: none"> Polished Chrome Satin Chrome Brushed Stainless Steel Pearl Nickel Satin Nickel Polished Brass
SFBT29 / AFT3912 	Brass Top with PVC-u Connector & Aluminium Base Base available with or without carpet gripper	2.715m 0.9m	<ul style="list-style-type: none"> Polished Chrome Satin Chrome Brushed Stainless Steel Pearl Nickel Satin Nickel Polished Brass
SFBT29 / AFT3916 	Brass Top with PVC-u Connector & Aluminium Base Base available with or without carpet gripper	2.715m 0.9m	<ul style="list-style-type: none"> Polished Chrome Satin Chrome Brushed Stainless Steel Pearl Nickel Satin Nickel Polished Brass

Dimensions shown are nominal. Illustrations are 70% size in mm. Products subject to minor design alterations without notice.

MTS Multi-Trim System™



Edmund Sumner/View.

Description

MTS Multi-Trim System is a versatile and simple solution for common interfaces between flooring materials.

Tops are aluminium or PVC-u and can be clipped into the bases at different heights to accommodate various floorcoverings, offering more flexibility in use.

MTS offers a neat finish to commonly found junctions in commercial applications, and is ideal for use with floorcoverings that require room for expansion such as wood, wood laminate, ceramics and terrazzo.

Suitable for use in medium pedestrian and trolley traffic applications, e.g. high street shops, schools, hotels and offices.

Profile Information

- Profiles suitable for interior use
- Tops can be clipped into bases at variable heights to accommodate a wider range of floorcoverings



Denotes PVC-u profiles can be curved on-site, see individual profiles for minimum radius

Installation Advice

- Compressed thickness of carpet should always be a tight fit to the internal gauge of the combined top / base
- When installed with ceramics, wood or wood laminate flooring a suitable gap must be left between the profile base and the flooring to allow for natural expansion
- Bases should be fitted using cartridge adhesive and screw fixings

Colour

- For larger colour swatches and LRV readings for MTS PVC-u see page 78

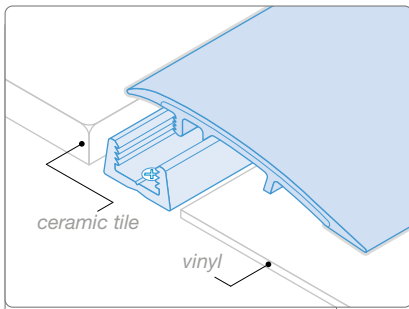


MTS PVC-u bases contain up to 100% recycled content.

MTS Multi-Trim System™ - PVC-u



Visit: www.gradus.com to download: AutoCAD drawings, Gradus & NBS Specifications, Cleaning & Maintenance, Installation Guidelines and Health & Safety Data Sheets.



PTR1/MPTB5 ceramic tile to vinyl.

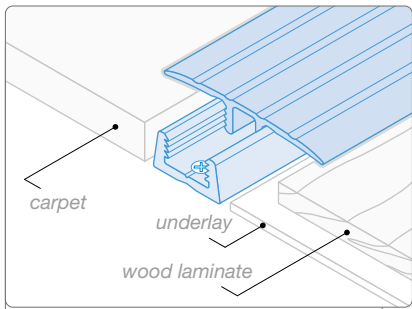
CODE / PROFILE	MATERIAL	LENGTH	COLOURS / FINISHES
PTT1 / MPTB5 <p>∅ 600mm curve on-site Self-levelling</p>	PVC-u Top PVC-u Base	2.70m	<ul style="list-style-type: none"> <li style="width: 50%;">■ Black <li style="width: 50%;">■ Fawn <li style="width: 50%;">■ Granite <li style="width: 50%;">■ Dove <li style="width: 50%;">■ Brown <li style="width: 50%;">■ Clay <li style="width: 50%;">■ Bluebell
PTT1 / MPTB12 <p>∅ 700mm curve on-site Self-levelling</p>	PVC-u Top PVC-u Base	2.70m	<ul style="list-style-type: none"> <li style="width: 50%;">■ Black <li style="width: 50%;">■ Fawn <li style="width: 50%;">■ Granite <li style="width: 50%;">■ Dove <li style="width: 50%;">■ Brown <li style="width: 50%;">■ Clay <li style="width: 50%;">■ Bluebell
PTT1 / MPTB16 <p>∅ 800mm curve on-site Self-levelling</p>	PVC-u Top PVC-u Base	2.70m	<ul style="list-style-type: none"> <li style="width: 50%;">■ Black <li style="width: 50%;">■ Fawn <li style="width: 50%;">■ Granite <li style="width: 50%;">■ Dove <li style="width: 50%;">■ Brown <li style="width: 50%;">■ Clay <li style="width: 50%;">■ Bluebell
PTR1 / MPTB5 <p>Self-levelling</p>	PVC-u Top PVC-u Base	2.70m	<ul style="list-style-type: none"> <li style="width: 50%;">■ Black <li style="width: 50%;">■ Fawn <li style="width: 50%;">■ Granite <li style="width: 50%;">■ Dove <li style="width: 50%;">■ Brown <li style="width: 50%;">■ Clay <li style="width: 50%;">■ Bluebell
PTR1 / MPTB12 <p>Self-levelling</p>	PVC-u Top PVC-u Base	2.70m	<ul style="list-style-type: none"> <li style="width: 50%;">■ Black <li style="width: 50%;">■ Fawn <li style="width: 50%;">■ Granite <li style="width: 50%;">■ Dove <li style="width: 50%;">■ Brown <li style="width: 50%;">■ Clay <li style="width: 50%;">■ Bluebell
PTR1 / MPTB16 <p>Self-levelling</p>	PVC-u Top PVC-u Base	2.70m	<ul style="list-style-type: none"> <li style="width: 50%;">■ Black <li style="width: 50%;">■ Fawn <li style="width: 50%;">■ Granite <li style="width: 50%;">■ Dove <li style="width: 50%;">■ Brown <li style="width: 50%;">■ Clay <li style="width: 50%;">■ Bluebell

Dimensions shown are nominal. Illustrations are 70% size in mm. Products subject to minor design alterations without notice.

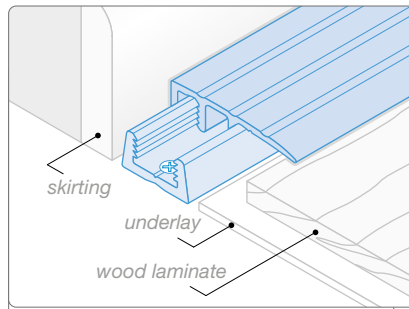
MTS Multi-Trim System™ - Aluminium



Visit: www.gradus.com to download: AutoCAD drawings, Gradus & NBS Specifications, Cleaning & Maintenance, Installation Guidelines and Health & Safety Data Sheets.



ATT42/PBT12 carpet to wood laminate.



ATB33/PBT12 wood laminate to skirting.

CODE / PROFILE	MATERIAL	LENGTH	COLOURS / FINISHES
ATT42 / PBT12 	Aluminium Top PVC-u Base	2.70m	Polished Silver Etched Silver
ATT42 / PBT16 	Aluminium Top PVC-u Base	2.70m	Polished Silver Etched Silver
ATB33 / PBT12 	Aluminium Top PVC-u Base	2.70m	Polished Silver Etched Silver
ATB33 / PBT16 	Aluminium Top PVC-u Base	2.70m	Polished Silver Etched Silver
ATR45 / PBT12 	Aluminium Top PVC-u Base	2.70m	Polished Silver Etched Silver
ATR50 / PBT16 	Aluminium Top PVC-u Base	2.70m	Polished Silver Etched Silver

Dimensions shown are nominal. Illustrations are 70% size in mm. Products subject to minor design alterations without notice.

Clip-Top™



Description

Clip-Top is a two-piece product allowing design flexibility in commercial applications. The tops can be replaced so that the colour can be altered as part of a refurbishment programme, or if a worn or damaged section needs to be changed, without renewing the base or disrupting the fitted floorcovering. Suitable for use in heavy pedestrian and medium trolley traffic applications, e.g. department stores, high street shops, hospitals, schools, hotels and offices.



The Dementia Services Development Centre at the University of Stirling have undertaken a review of the Gradus Accessories products and have rated its design in relation to dementia design principles and its usability within a dementia inclusive environment.

For further information see pages 174 to 175 or visit www.gradus.com

Profile Information

- Tops can be replaced
- Profiles suitable for interior use only



A number of PVC-u/metallic PVC-u tops and aluminium bases can be factory fabricated to a radius shape, subject to approval of template or detailed drawing (showing radius details), by the Technical Department

Details of minimum and maximum curving radii can be found on the opposite page

Installation Advice

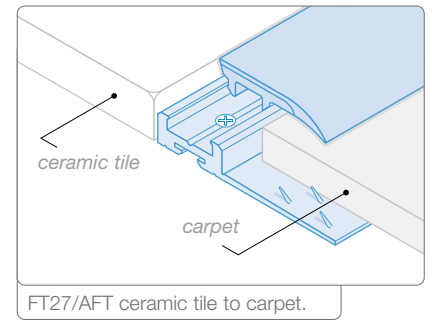
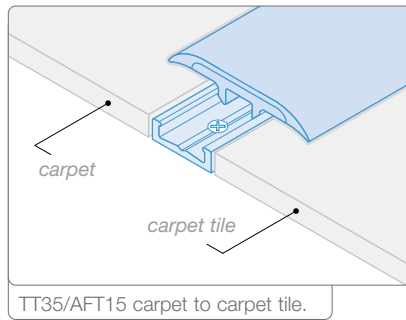
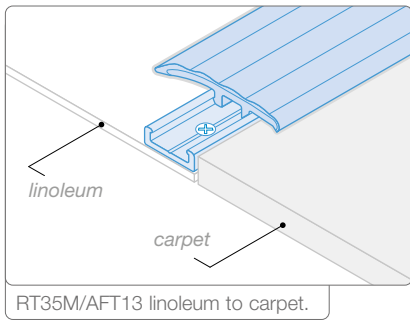
- Compressed thickness of carpet should always be a tight fit to the internal gauge of the combined top / base
- Clip-Top bases should always be fitted on top of the resilient floorcovering when used in a ramp configuration
- Bases should be fitted using cartridge adhesive and screw fixings

Colour

- For larger colour swatches and LRV readings see page 78



Visit: www.gradus.com to download: AutoCAD drawings, Gradus & NBS Specifications, Cleaning & Maintenance, Installation Guidelines and Health & Safety Data Sheets.



Curving Clip-Top

Curves between the minimum and maximum radii can be factory fabricated subject to approval of template or detailed drawing (showing radius details) by the Technical Department. Curves greater than the maximum radius can be curved on-site or by Gradus on request. Curves less than the minimum radius cannot be curved.

Tops		
Profile	Min. Radius mm	Max. Radius mm
FT27	250	800
RT35M	1000	3500
RT42	1000	3500
RT52	800	3500
TT25M	500	800
TT35	250	800

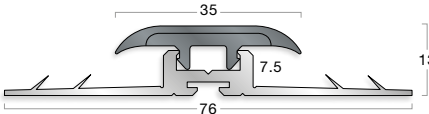
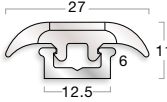
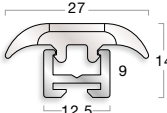
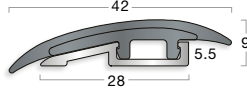
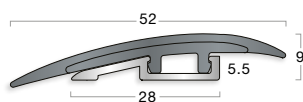
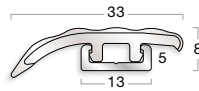
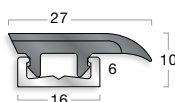
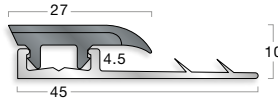
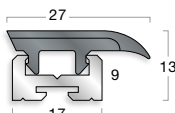
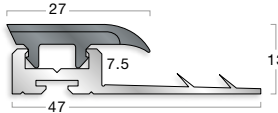
Bases		
Profile	Min. Radius mm	Max. Radius mm
AFT12	250	6000
AFT13	250	6000
AFT14	250	6000
AFT15	250	6000
AFT17	250	7000
AFT28	600	9000



CODE / PROFILE	MATERIAL	LENGTH	COLOURS / FINISHES
TT35 / AFT45 UK/EU Registered Design no 9/001201941 	PVC-u Top Aluminium Base Base available with or without carpet gripper	2.50m	<ul style="list-style-type: none"> <li style="width: 50%;">■ Black <li style="width: 50%;">■ Fawn <li style="width: 50%;">■ Granite <li style="width: 50%;">■ Dove <li style="width: 50%;">■ Brown <li style="width: 50%;">■ Clay <li style="width: 50%;">■ Bluebell
TT35 / AFT15 UK/EU Registered Design no 9/001201941 	PVC-u Top Aluminium Base Replaceable Tops	2.50m	<ul style="list-style-type: none"> <li style="width: 50%;">■ Black <li style="width: 50%;">■ Fawn <li style="width: 50%;">■ Granite <li style="width: 50%;">■ Dove <li style="width: 50%;">■ Brown <li style="width: 50%;">■ Clay <li style="width: 50%;">■ Bluebell
TT35 / DFT80 UK/EU Registered Design no 9/001201941 	PVC-u Top Aluminium Base Base available with or without carpet gripper	2.50m	<ul style="list-style-type: none"> <li style="width: 50%;">■ Black <li style="width: 50%;">■ Fawn <li style="width: 50%;">■ Granite <li style="width: 50%;">■ Dove <li style="width: 50%;">■ Brown <li style="width: 50%;">■ Clay <li style="width: 50%;">■ Bluebell
TT35 / AFT17 UK/EU Registered Design no 9/001201941 	PVC-u Top Aluminium Base Replaceable Tops	2.50m	<ul style="list-style-type: none"> <li style="width: 50%;">■ Black <li style="width: 50%;">■ Fawn <li style="width: 50%;">■ Granite <li style="width: 50%;">■ Dove <li style="width: 50%;">■ Brown <li style="width: 50%;">■ Clay <li style="width: 50%;">■ Bluebell
TT35 / AFT UK/EU Registered Design no 9/001201941 	PVC-u Top Aluminium Base Base available with or without carpet gripper	2.50m	<ul style="list-style-type: none"> <li style="width: 50%;">■ Black <li style="width: 50%;">■ Fawn <li style="width: 50%;">■ Granite <li style="width: 50%;">■ Dove <li style="width: 50%;">■ Brown <li style="width: 50%;">■ Clay <li style="width: 50%;">■ Bluebell

Dimensions shown are nominal. Illustrations are 70% size in mm. Products subject to minor design alterations without notice.

Clip-Top™

CODE / PROFILE	MATERIAL	LENGTH	COLOURS / FINISHES
TT35 / DFT UK/EU Registered Design no 9/001201941 	PVC-u Top Aluminium Base Base available with or without carpet gripper	2.50m	<ul style="list-style-type: none"> Black Granite Brown Bluebell Fawn Dove Clay
TT25M / AFT14 	Metallic PVC-u Top Aluminium Base Replaceable Tops	2.50m	<ul style="list-style-type: none"> Burnt Almond Zinc Doubloun Platinum Silver
TT25M / AFT12 	Metallic PVC-u Top Aluminium Base Replaceable Tops	2.50m	<ul style="list-style-type: none"> Burnt Almond Zinc Doubloun Platinum Silver
RT42 / AFT28 UK/EU Registered Design no 9/001201941 	PVC-u Top Aluminium Base Replaceable Tops	2.50m	<ul style="list-style-type: none"> Black Granite Brown Bluebell Fawn Dove Clay
RT52 / AFT28 UK/EU Registered Design no 9/001201941 	PVC-u Top Aluminium Base Replaceable Tops	2.50m	<ul style="list-style-type: none"> Black Granite Brown Bluebell Fawn Dove Clay
RT35M / AFT13 	Metallic PVC-u Top Aluminium Base Replaceable Tops	2.50m	<ul style="list-style-type: none"> Burnt Almond Zinc Doubloun Platinum Silver
FT27 / AFT15 	PVC-u Top Aluminium Base Replaceable Tops	2.50m	<ul style="list-style-type: none"> Black Granite Brown Bluebell Fawn Dove Clay
FT27 / AFT45 	PVC-u Top Aluminium Base Base available with or without carpet gripper Replaceable Tops	2.50m	<ul style="list-style-type: none"> Black Granite Brown Bluebell Fawn Dove Clay
FT27 / AFT17 	PVC-u Top Aluminium Base Replaceable Tops	2.50m	<ul style="list-style-type: none"> Black Granite Brown Bluebell Fawn Dove Clay
FT27 / AFT 	PVC-u Top Aluminium Base Base available with or without carpet gripper Replaceable Tops	2.50m	<ul style="list-style-type: none"> Black Granite Brown Bluebell Fawn Dove Clay


Dimensions shown are nominal. Illustrations are 70% size in mm. Products subject to minor design alterations without notice.



Description

Clip-Top fx is a two-piece product allowing design flexibility in most commercial applications. Tops are PVC-u and bases are PVC-u for curves and aluminium for straights. The product can be easily formed on-site without the need for heat application, reducing the requirements for pre-fabricated curves. The tops can be replaced so that the colour can be altered as part of a refurbishment programme, or if a worn or damaged section needs to be changed, without renewing the base or disrupting the fitted floorcovering. Suitable for use in medium pedestrian and trolley traffic applications, e.g. high street shops, schools, hotels and offices.


Profile information

- Tops can be replaced
 - Profiles suitable for interior use only
-  Can be easily formed on-site without the need for heat application when used with PVC-u bases. See individual profiles for curving radii

Installation Advice

- Compressed thickness of carpet should always be a tight fit to the internal gauge of the combined top / base
- Clip-Top fx bases should always be fitted on top of the resilient floorcovering when used in a ramp configuration
- Bases should be fitted using cartridge adhesive and screw fixings

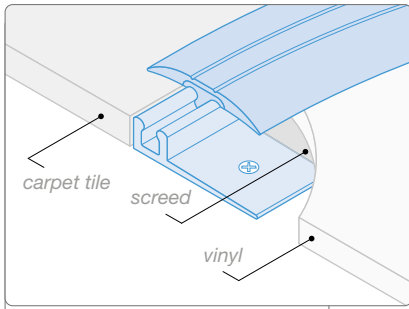
Colour

- For larger colour swatches and LRV readings see page 78
-  Clip-Top fx PVC-u bases contain up to 100% recycled content
- Clip-Top fx® UK/EU Registered Design no 9/000007067-001 – 9/000007067-003

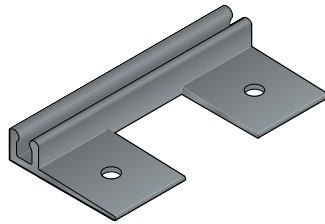
Clip-Top fx®



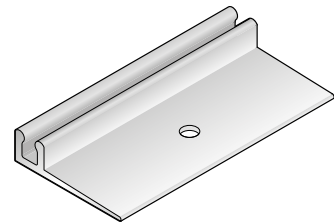
Visit: www.gradus.com to download: AutoCAD drawings, Gradus & NBS Specifications, Cleaning & Maintenance, Installation Guidelines and Health & Safety Data Sheets.



FXT31/FXB336 carpet tile to vinyl.



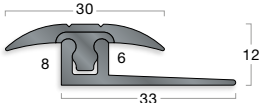


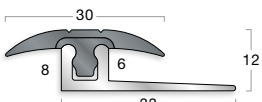

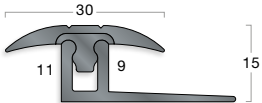


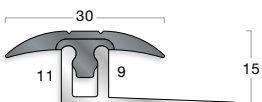

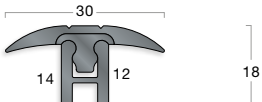


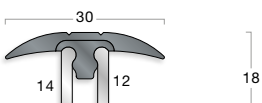

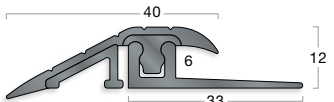



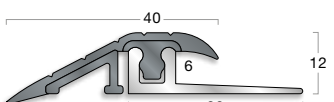

PVC-u bases are pre-punched with tabs and fixing holes for on-site curving. Latex screed should be used with resilient floorcoverings to prevent pre-punched base shadowing through.



Aluminium bases have a solid flange for straight lengths.

CODE / PROFILE	MATERIAL	LENGTH	COLOURS / FINISHES	
FXT21 / FXB336 	 400mm min curve on-site Replaceable Tops	PVC-u Top PVC-u Base	2.50m	<ul style="list-style-type: none"> <li style="width: 50%;">■ Black <li style="width: 50%;">■ Fawn <li style="width: 50%;">■ Granite <li style="width: 50%;">■ Dove <li style="width: 50%;">■ Brown <li style="width: 50%;">■ Clay <li style="width: 50%;">■ Bluebell
FXT21 / AFT336 	 Replaceable Tops	PVC-u Top Aluminium Base	2.50m	<ul style="list-style-type: none"> <li style="width: 50%;">■ Black <li style="width: 50%;">■ Fawn <li style="width: 50%;">■ Granite <li style="width: 50%;">■ Dove <li style="width: 50%;">■ Brown <li style="width: 50%;">■ Clay <li style="width: 50%;">■ Bluebell
FXT21 / FXB339 	 400mm min curve on-site Replaceable Tops	PVC-u Top PVC-u Base	2.50m	<ul style="list-style-type: none"> <li style="width: 50%;">■ Black <li style="width: 50%;">■ Fawn <li style="width: 50%;">■ Granite <li style="width: 50%;">■ Dove <li style="width: 50%;">■ Brown <li style="width: 50%;">■ Clay <li style="width: 50%;">■ Bluebell
FXT21 / AFT339 	 Replaceable Tops	PVC-u Top Aluminium Base	2.50m	<ul style="list-style-type: none"> <li style="width: 50%;">■ Black <li style="width: 50%;">■ Fawn <li style="width: 50%;">■ Granite <li style="width: 50%;">■ Dove <li style="width: 50%;">■ Brown <li style="width: 50%;">■ Clay <li style="width: 50%;">■ Bluebell
FXT21 / FXB3312 	 400mm min curve on-site Replaceable Tops	PVC-u Top PVC-u Base	2.50m	<ul style="list-style-type: none"> <li style="width: 50%;">■ Black <li style="width: 50%;">■ Fawn <li style="width: 50%;">■ Granite <li style="width: 50%;">■ Dove <li style="width: 50%;">■ Brown <li style="width: 50%;">■ Clay <li style="width: 50%;">■ Bluebell
FXT21 / AFT3312 	 Replaceable Tops	PVC-u Top Aluminium Base	2.50m	<ul style="list-style-type: none"> <li style="width: 50%;">■ Black <li style="width: 50%;">■ Fawn <li style="width: 50%;">■ Granite <li style="width: 50%;">■ Dove <li style="width: 50%;">■ Brown <li style="width: 50%;">■ Clay <li style="width: 50%;">■ Bluebell

Dimensions shown are nominal. Illustrations are 70% size in mm. Products subject to minor design alterations without notice.

CODE / PROFILE	MATERIAL	LENGTH	COLOURS / FINISHES	
FXT31 / FXB336 	 400mm min curve on-site  Replaceable Tops	PVC-u Top PVC-u Base	2.50m	<ul style="list-style-type: none"> Black Granite Brown Bluebell Fawn Dove Clay
FXT31 / AFT336 	 Replaceable Tops	PVC-u Top Aluminium Base	2.50m	<ul style="list-style-type: none"> Black Granite Brown Bluebell Fawn Dove Clay
FXT31 / FXB339 	 400mm min curve on-site  Replaceable Tops	PVC-u Top PVC-u Base	2.50m	<ul style="list-style-type: none"> Black Granite Brown Bluebell Fawn Dove Clay
FXT31 / AFT339 	 Replaceable Tops	PVC-u Top Aluminium Base	2.50m	<ul style="list-style-type: none"> Black Granite Brown Bluebell Fawn Dove Clay
FXT31 / FXB3312 	 400mm min curve on-site  Replaceable Tops	PVC-u Top PVC-u Base	2.50m	<ul style="list-style-type: none"> Black Granite Brown Bluebell Fawn Dove Clay
FXT31 / AFT3312 	 Replaceable Tops	PVC-u Top Aluminium Base	2.50m	<ul style="list-style-type: none"> Black Granite Brown Bluebell Fawn Dove Clay
FXR40 / FXB336 	 400mm min convex curve on-site  900mm min concave curve on-site  Replaceable Tops	PVC-u Top PVC-u Base	2.50m	<ul style="list-style-type: none"> Black Granite Brown Bluebell Fawn Dove Clay
FXR40 / AFT336 	 Replaceable Tops	PVC-u Top Aluminium Base	2.50m	<ul style="list-style-type: none"> Black Granite Brown Bluebell Fawn Dove Clay

Dimensions shown are nominal. Illustrations are 70% size in mm. Products subject to minor design alterations without notice.

Design-Clip



Description

Design-Clip comprises two-piece aluminium profiles that provide a neat finish at junctions between hard floors such as luxury vinyl tile, wood and wood laminate. The profiles allow room for expansion in natural floorcoverings.

Profile Information

- Profiles suitable for interior use in medium traffic applications e.g. restaurants, hotels and offices
- Tops are clipped into bases at variable heights to accommodate a variety of floorcoverings
- Bases are supplied pre-drilled with countersunk holes for no.4 screws

Installation Advice

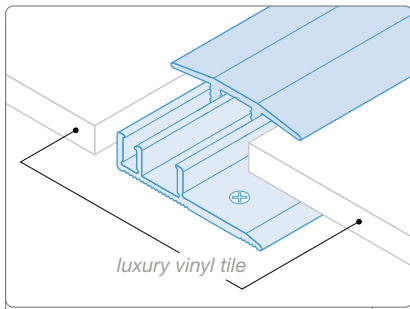
- Bases should be fitted using cartridge adhesive and screw fixings
- When installed with floorcoverings that require room for natural expansion, a suitable gap must be left between the profile base and the floorcovering to allow for that expansion

Colour

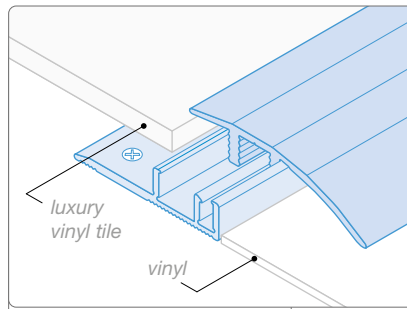
- For larger colour swatches see page 78



Visit: www.gradus.com to download: AutoCAD drawings, Gradus & NBS Specifications, Cleaning & Maintenance, Installation Guidelines and Health & Safety Data Sheets.



KC578 luxury vinyl tile to luxury vinyl tile.



KA576 luxury vinyl tile to vinyl.

CODE / PROFILE	MATERIAL	LENGTH	COLOURS / FINISHES
KA576 	Aluminium Top Aluminium Base	2.70m	F4 Silver Anodised
KC578 	Aluminium Top Aluminium Base	2.70m	F4 Silver Anodised
KB577 	Aluminium Top Aluminium Base	2.70m	F4 Silver Anodised

Dimensions shown are nominal. Illustrations are 70% size in mm. Products subject to minor design alterations without notice.

PPS® System



Description

The PPS range comprises two-piece anodised aluminium profiles that provide solutions to junctions for flooring such as wood, wood laminate and ceramic tiles. The PPS system utilises aluminium bases and tops joined together with a unique patented linking screw which allows the profiles to accommodate various heights of floorcoverings. The profiles allow room for expansion of natural floorcoverings such as wood whilst offering greater flexibility in height options.

Profile Information

- Profiles suitable for interior use in medium traffic applications, e.g. offices and restaurants
- Tops are screwed into bases at adjustable heights to accommodate a variety of floorcoverings

Installation Advice

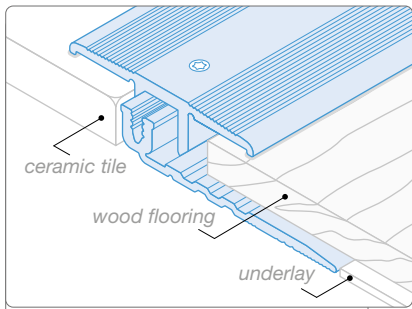
- Bases should be fitted using cartridge adhesive and screw fixings
- When installed with floorcoverings that require room for natural expansion, a suitable gap must be left between the profile base and the floorcovering to allow for that expansion

Colour

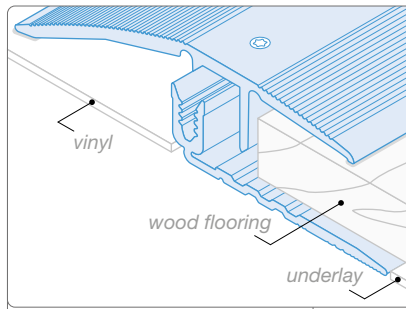
- For larger colour swatches see page 78



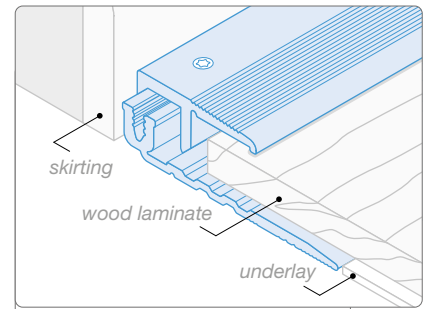
Visit: www.gradus.com to download: AutoCAD drawings, Gradus & NBS Specifications, Cleaning & Maintenance, Installation Guidelines and Health & Safety Data Sheets.



KC388AS ceramic tile to wood flooring.



KA386XXL wood flooring to vinyl.



KB387AS wood laminate to skirting.

CODE / PROFILE	MATERIAL	LENGTH	COLOURS / FINISHES
<p>KC388AS</p> <p>T10 Torx™ Screw</p> <p>Adjustable height</p>	Aluminium Top Aluminium Base	2.70m	<p>F4 Silver Anodised</p> <p>F5 Gold Anodised</p>
<p>KC388XXL</p> <p>T15 Torx™ Screw</p> <p>Adjustable height</p>	Aluminium Top Aluminium Base	2.70m	<p>F4 Silver Anodised</p> <p>F5 Gold Anodised</p>
<p>KA386AS</p> <p>T10 Torx™ Screw</p> <p>Adjustable height</p>	Aluminium Top Aluminium Base	2.70m	<p>F4 Silver Anodised</p> <p>F5 Gold Anodised</p>
<p>KA386XXL</p> <p>T15 Torx™ Screw</p> <p>Adjustable height</p>	Aluminium Top Aluminium Base	2.70m	<p>F4 Silver Anodised</p> <p>F5 Gold Anodised</p>
<p>KB387AS</p> <p>T10 Torx™ Screw</p> <p>Adjustable height</p>	Aluminium Top Aluminium Base	2.70m	<p>F4 Silver Anodised</p> <p>F5 Gold Anodised</p>
<p>KB387XXL</p> <p>T15 Torx™ Screw</p> <p>Adjustable height</p>	Aluminium Top Aluminium Base	2.70m	<p>F4 Silver Anodised</p> <p>F5 Gold Anodised</p>

Dimensions shown are nominal. Illustrations are 70% size in mm. Products subject to minor design alterations without notice.

NEW Mono-Clip® System



Description

Mono-Clip is a range of two-piece profiles available in wood-effect finishes for use with wood and wood laminates. The profiles allow room for expansion in natural floorcoverings.

Profile Information

- Tops are available in 3 configurations - ramp, twin top and border
- Choice of 2 base sizes
- Profiles suitable for use in medium traffic environments e.g. offices and restaurants
- Tops are clipped into bases at varying heights to accommodate a variety of floorcoverings

Installation Advice

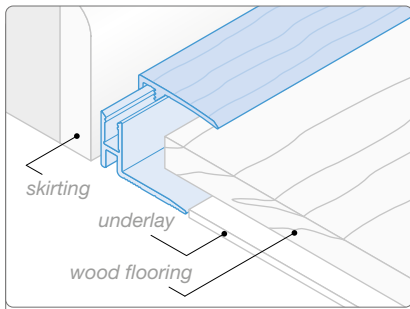
- Bases should be fitted using cartridge adhesive and screw fixings
- When installed with the floorcoverings that require room for natural expansion, a suitable gap must be left at the profile base and the floorcovering to allow for that expansion

Colour

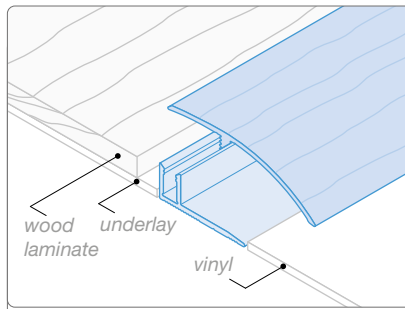
- For larger colour swatches see page 78



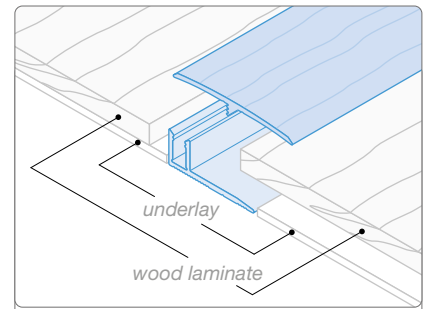
Visit: www.gradus.com to download: AutoCAD drawings, Gradus & NBS Specifications, Cleaning & Maintenance, Installation Guidelines and Health & Safety Data Sheets.



KB557 / MCB555 wood flooring to skirting.



KA556 / MCB554 wood laminate to vinyl.



KC558 / MCB554 wood laminate.

CODE / PROFILE	MATERIAL	LENGTH	COLOURS / FINISHES
KC558 / MCB554 	Aluminium Top Aluminium Base	2.70m	<ul style="list-style-type: none"> H30 Light Oak H61 Grey Oak H64 Cream Oak H65 Light Grey Oak H81 Walnut
KC558 / MCB555 	Aluminium Top Aluminium Base	2.70m	<ul style="list-style-type: none"> H30 Light Oak H61 Grey Oak H64 Cream Oak H65 Light Grey Oak H81 Walnut
KA556 / MCB554 	Aluminium Top Aluminium Base	2.70m	<ul style="list-style-type: none"> H30 Light Oak H61 Grey Oak H64 Cream Oak H65 Light Grey Oak H81 Walnut
KA556 / MCB555 	Aluminium Top Aluminium Base	2.70m	<ul style="list-style-type: none"> H30 Light Oak H61 Grey Oak H64 Cream Oak H65 Light Grey Oak H81 Walnut
KB557 / MCB554 	Aluminium Top Aluminium Base	2.70m	<ul style="list-style-type: none"> H30 Light Oak H61 Grey Oak H64 Cream Oak H65 Light Grey Oak H81 Walnut
KB557 / MCB555 	Aluminium Top Aluminium Base	2.70m	<ul style="list-style-type: none"> H30 Light Oak H61 Grey Oak H64 Cream Oak H65 Light Grey Oak H81 Walnut

Dimensions shown are nominal. Illustrations are 70% size in mm. Products subject to minor design alterations without notice.

Trans-Edge® - Trims



Description

Trans-Edge trims have been designed for use in the most demanding environments where frequent heavy foot and wheeled traffic can be expected, e.g. railway stations, airports, transport interchanges, department stores and hospitals. Trans-Edge trims comprise an aluminium base channel with a choice of slip-resistant Elite inserts (ordered separately). Standard interior insert is available for interior dry conditions. Xtra-grip insert is available for interior areas that are at risk of becoming wet and therefore pose a higher risk of slip.

Profile Information

- Profiles suitable for interior use
- Choice of ramp or flat design

Installation Advice

- Aluminium channels are fixed using screws and cartridge adhesive. Elite insert is then fitted into channel to allow concealed fixings
- If used with carpet, compressed thickness of carpet should always be a tight fit to the internal gauge of the profile
- When installed with ceramics, wood or wood laminate flooring a suitable gap must be left between the profile and the flooring to allow for natural expansion
- Ramp profiles should always be fitted on top of resilient floorcoverings

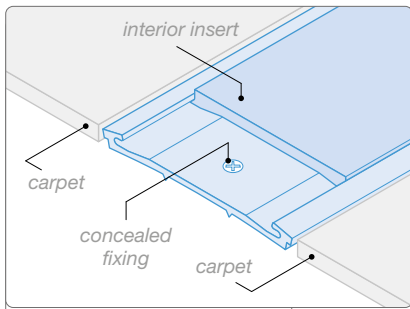
Colour

- For larger colour swatches and LRV's see page 17

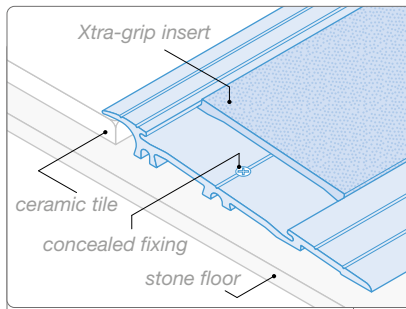
Trans-Edge® - Trims



Visit: www.gradus.com to download: AutoCAD drawings, Gradus & NBS Specifications, Cleaning & Maintenance, Installation Guidelines and Health & Safety Data Sheets.



ELACS5040 carpet to carpet.



ELAR950 ceramic tile to stone floor.

Elite Insert supplied separately to channel	Coil Length
ELINS30 - Interior	15m coil
ELINS40 - Interior	25m coil
ELINS50 - Interior	25m coil
ELINSXG30 - Xtra-grip	15m coil
ELINSXG50 - Xtra-grip	15m coil

CODE / PROFILE	MATERIAL	LENGTH	COLOURS / FINISHES
ELACS5040 	Aluminium PVC-u Insert (ELINS40)	2.50m See chart above	Elite Xtra-grip Insert ELINSXG All ELAR profiles Elite Interior Insert ELINS All ELAR & ELACS profiles ELACS5040 ELAR950 ELAR1250 ELAR1550 also available with For larger colour swatches and LRV's see page 17
ELAR530 	Aluminium PVC-u Insert (ELINS30 or ELINSXG30)	2.50m See chart above	
ELAR830 	Aluminium PVC-u Insert (ELINS30 or ELINSXG30)	2.50m See chart above	
ELAR950 	Aluminium PVC-u Insert (ELINS50 or ELINSXG50)	2.50m See chart above	
ELAR1250 	Aluminium PVC-u Insert (ELINS50 or ELINSXG50)	2.50m See chart above	
ELAR1550 	Aluminium PVC-u Insert (ELINS50 or ELINSXG50)	2.50m See chart above	
ELAR1830 	Aluminium PVC-u Insert (ELINS30 or ELINSXG30)	2.50m See chart above	

Dimensions shown are nominal. Illustrations are 70% size in mm. Products subject to minor design alterations without notice.

Matwell Frames



Description

Matwell frames are available in two options: recessed – for the creation, protection and finishing of a recess in the subfloor that is used to accommodate a primary barrier mat; ramped – for the creation of a surface matwell to secure and provide safe transition for a mat that is laid directly on top of the floor.

Profile Information

- UMFA and FRB profiles can be pre-drilled (upon request) and are available in a variety of heights to suit different gauges of barrier matting
- Ramping frames are suitable for use with 12mm primary barrier mats (not suitable in areas subject to heavy trolley traffic)
- Frames can be mitred or shaped subject to provision and approval of template

Installation Advice

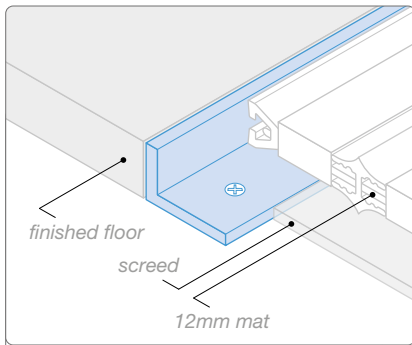
- Recessed frames should be mechanically fixed to the subfloor prior to the screed or plywood build up of the matwell base to suit the matting to be installed. Frames should be fixed to the correct levels taking into account the finished floor level and surrounding floor finish
- Ramped frames – aluminium ramps should be fixed using cartridge adhesive and screw fixings; pvc ramps are fixed with contact adhesive only
- Connectors are available for the FRB frame for secure fixing of corners

Colour

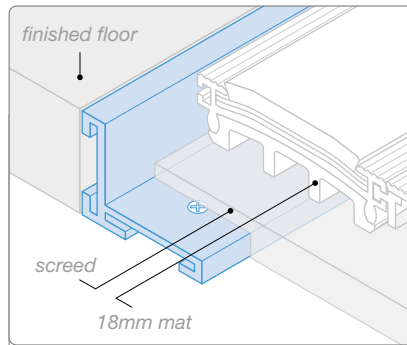
- For larger colour swatches see page 78



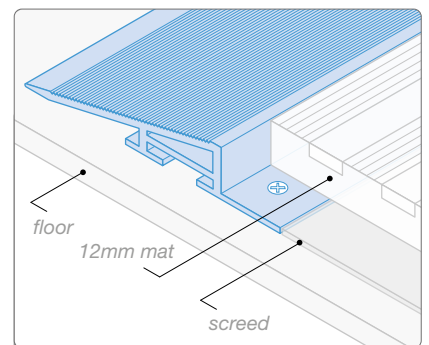
Visit: www.gradus.com to download: AutoCAD drawings, Gradus & NBS Specifications, Cleaning & Maintenance, Installation Guidelines and Health & Safety Data Sheets.



UMFA12 laid to accommodate a 12mm Gradus Topguard primary barrier mat.



FRB026 laid to accommodate an 18mm Gradus Esplanade Plus primary barrier mat.



RMF60 laid to accommodate a 12mm Gradus Access primary barrier mat.

CODE / PROFILE	MATERIAL	LENGTH	COLOURS / FINISHES
UMFA12 	Aluminium	2.00m	■ Natural
UMFA18 	Aluminium	2.00m	■ Natural
UMFA25 	Aluminium	2.00m	■ Natural
FRB026 	Brass	2.50m	■ Natural
RMF60 	Aluminium	3.00m	■ Natural
RAM012 	pvc	2.50m	■ Black ■ Grey

Dimensions shown are nominal. Illustrations are 70% size in mm. Products subject to minor design alterations without notice.

Specialist Floor Trims



Description

The following pages offer a wide selection of specialist floor trims that provide various solutions to common problems encountered where different floorcoverings are used together. Diagrams are shown adjacent to each product family to illustrate how each particular group of profiles is commonly used.

Colour

- For larger colour swatches see page 78

Bending Machine

- Many of the Gradus Trims in this section can easily be curved by hand, however some trims require a bending machine
- To rent, buy or for more information about bending machines please contact Technical Support on 01625 428922

Key



Can be curved by hand.



Bending machine required.

Contents

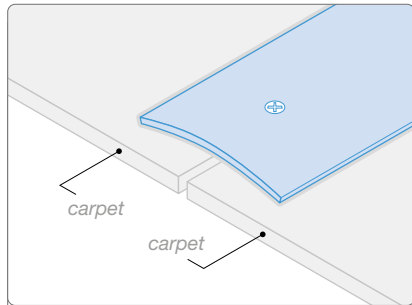
• Cover Strips	103 - 106
• Expansion Joint Covers	107
• Joint Trims	108
• Finishing Trims	109
• Nap Trims	110
• Edge Trims	111
• Multi-Purpose Trims	112 - 119
• Aluminium Cove Formers	120
• Feather Edges	121
• Heavy Duty Ramp	121
• Ramp Edges	122 - 123
• Construction Joint Covers	124
• Floor Repair Trim	124
• Bevelled Underlay	125
• Dual Trim	125
• Transition T Profiles	126
• Threshold Trims	127
• Square Edge Trims	128 - 129
• Movement Joints	130 - 131
• Wetroom Transition Strips	132
• Feature Strip	133
• Contour Edge	133

Cover Strips

Used to join floorcoverings of the same or similar heights. Provide safe, neat joining solutions whilst protecting the edge of the floorcoverings from damage. Often used at door thresholds where floorcoverings meet. AJC profiles are side drilled and are ideal for use as expansion joint covers.



Visit: www.gradus.com to download: AutoCAD drawings, Gradus & NBS Specifications, Cleaning & Maintenance, Installation Guidelines and Health & Safety Data Sheets.



SCSM474 carpet to carpet.

Key

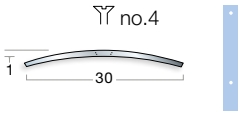
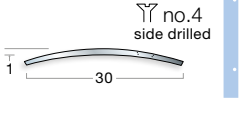
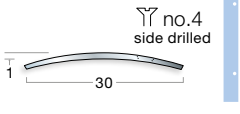
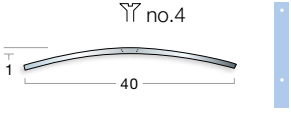
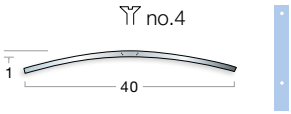
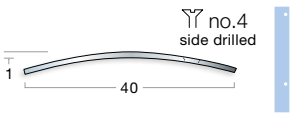
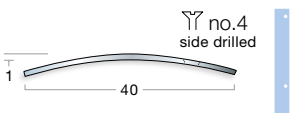
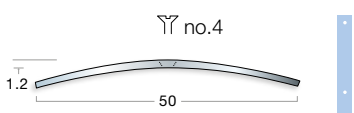
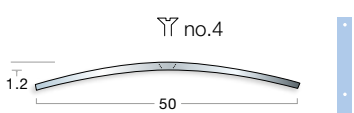


Pre-drilled with countersunk holes.

CODE / PROFILE	MATERIAL	LENGTH	COLOURS / FINISHES
SCSM471 	Stainless Steel	2.70m	F8G Matt
SCSP471 	Stainless Steel	2.70m	F8 Polished
SCS471SF8G 	Stainless Steel	2.70m	F8G Matt
SCS471SF8 	Stainless Steel	2.70m	F8 Polished
SCSM451 	Stainless Steel	2.70m	F8G Matt

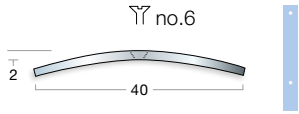
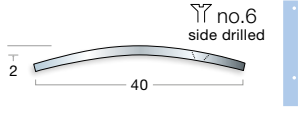
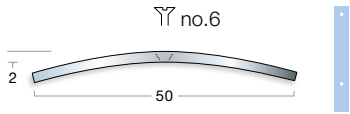
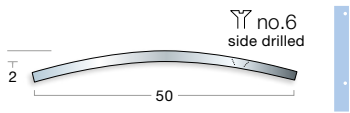
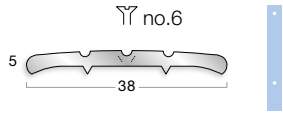
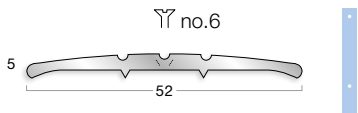
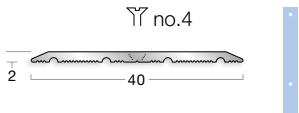
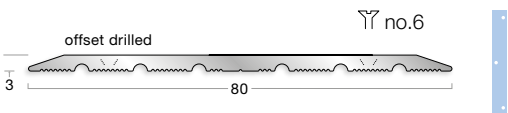
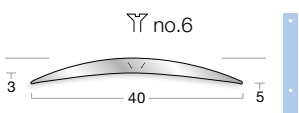
Dimensions shown are nominal. Illustrations are 70% size in mm. Products subject to minor design alterations without notice.

Cover Strips

CODE / PROFILE	MATERIAL	LENGTH	COLOURS / FINISHES
SCSP451 	Stainless Steel	2.70m	■ F8 Polished
SCS451SF8G 	Stainless Steel	2.70m	■ F8G Matt
SCS451SF8 	Stainless Steel	2.70m	■ F8 Polished
SCSM454 	Stainless Steel	2.70m	■ F8G Matt
SCSP454 	Stainless Steel	2.70m	■ F8 Polished
SCS454SF8G 	Stainless Steel	2.70m	■ F8G Matt
SCS454SF8 	Stainless Steel	2.70m	■ F8 Polished
SCSM455 	Stainless Steel	2.70m	■ F8G Matt
SCSP455 	Stainless Steel	2.70m	■ F8 Polished

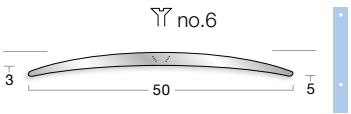
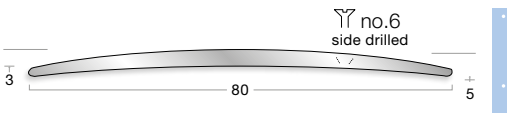
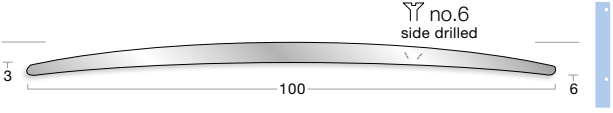
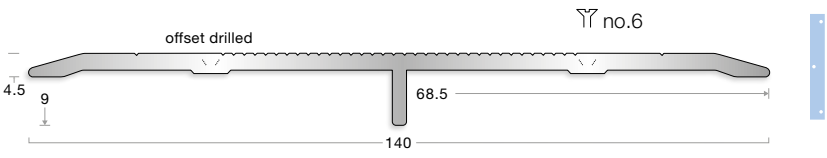
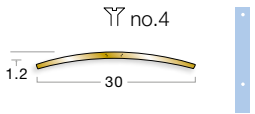
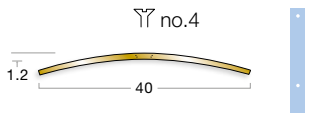
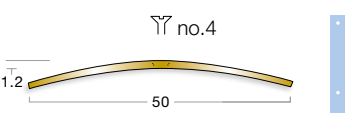
Dimensions shown are nominal. Illustrations are 70% size in mm. Products subject to minor design alterations without notice.

Cover Strips

CODE / PROFILE	MATERIAL	LENGTH	COLOURS / FINISHES
SCSM474 	Stainless Steel	2.70m	F8G Matt
SCS474SF8G 	Stainless Steel	2.70m	F8G Matt
SCSM475 	Stainless Steel	2.70m	F8G Matt
SCS475SF8G 	Stainless Steel	2.70m	F8G Matt
ACS38 	Aluminium	2.50m 2.75m	Mill Finish
ACS52 	Aluminium	2.50m 2.75m	Mill Finish
ACS441 	Aluminium	2.70m	F3 Polished F4 Silver Anodised
ACS444 	Aluminium	2.70m	F3 Polished F4 Silver Anodised
ACS462F3 	Aluminium	2.70m	F3 Polished

Dimensions shown are nominal. Illustrations are 70% size in mm. Products subject to minor design alterations without notice.

Cover Strips

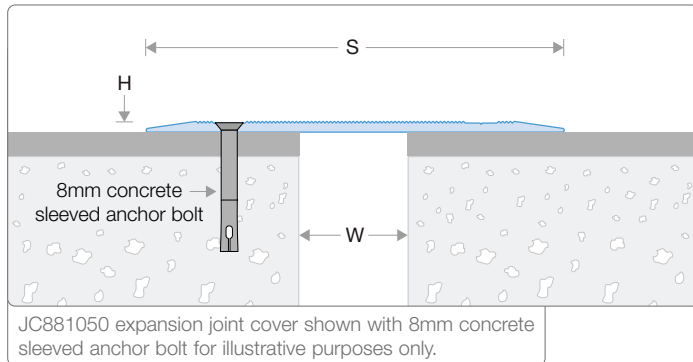
CODE / PROFILE	MATERIAL	LENGTH	COLOURS / FINISHES
ACS463F3 	Aluminium	2.70m	F3 Polished
AJC465SF4  ideal for use as an expansion joint cover to allow movement	Aluminium	2.70m	F4 Silver Anodised
AJC466SF4  ideal for use as an expansion joint cover to allow movement	Aluminium	2.70m	F4 Silver Anodised
ACS470S See below	Aluminium	3.00m	F3 Polished F4 Silver Anodised
			
BCS452F7 	Brass	2.70m	F7 Polished
BCS454F7 	Brass	2.70m	F7 Polished
BCS455F7 	Brass	2.70m	F7 Polished

Dimensions shown are nominal. Illustrations are 70% size in mm. Products subject to minor design alterations without notice.

Expansion Joint Covers

Profile Information

- Bevelled edges and serrated finish provide slip-resistance for pedestrian safety
- Economical solution for retrofit and surface mount installations between level surfaces
- Mill finish aluminium - supplied in 3m lengths, pre-drilled with countersunk holes

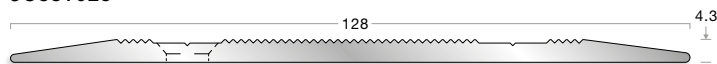


APPLICATION	PROFILE	W	H	S	P	MOVEMENT +/-
		Nominal Joint Width mm	Frame Height mm	Sightline mm	Point Load * kg	Horizontal ** mm
Floor to Floor	JC881025	up to 25mm	4.3mm	128mm	250kg	30%
	JC881050	up to 50mm	4.3mm	168mm	250kg	30%

* Achieved using a 25mm diameter surface. ** Figure calculated for maximum nominal width only.

Dimensions shown are nominal. Illustrations are 70% size in mm. Products subject to minor design alterations without notice.

JC881025



JC881050

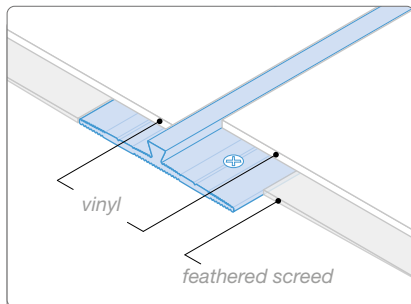


Joint Trims

For use with floorcoverings of the same height.
Allows joints to be neatly finished.



Visit: www.gradus.com to download: AutoCAD drawings, Gradus & NBS Specifications, Cleaning & Maintenance, Installation Guidelines and Health & Safety Data Sheets.



JT365 vinyl to vinyl.

Key



Pre-punched with tabs and fixing holes for on-site curving.



Solid base with countersunk holes for straights.

CODE / PROFILE	MATERIAL	LENGTH	COLOURS / FINISHES
JT365 	Aluminium	3.00m	F3 Polished F4 Silver Anodised
JT365EBF4 	Aluminium	3.00m	F4 Silver Anodised
JT366 	Aluminium	2.70m	F3 Polished F4 Silver Anodised
JT366EBF4 	Aluminium	2.70m	F4 Silver Anodised

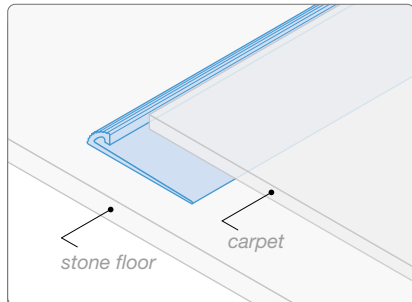
Dimensions shown are nominal. Illustrations are 70% size in mm. Products subject to minor design alterations without notice.

Finishing Trims

Used to form a neat and clean finish to the edge of a floorcovering where it either finishes or meets another floorcovering. Protects the edge of floorcoverings, prevents damage and ensures that the floorcovering does not lift and become a trip hazard.



Visit: www.gradus.com to download: AutoCAD drawings, Gradus & NBS Specifications, Cleaning & Maintenance, Installation Guidelines and Health & Safety Data Sheets.



ACT61 carpet to stone floor.

Key



Pre-punched with tabs and fixing holes for on-site curving.



Solid base for straights.




Solid base with countersunk holes for straights.

CODE / PROFILE	MATERIAL	LENGTH	COLOURS / FINISHES
ACT61 	Aluminium	2.50m	Mill Finish
ACT81 	Aluminium	2.50m	Mill Finish
ET356 	Aluminium	2.50m	F3 Polished F4 Silver Anodised
ET356EBF4 	Aluminium	2.50m	F4 Silver Anodised
ET359 	Aluminium	2.50m	F3 Polished F4 Silver Anodised
ET359EBF4 	Aluminium	2.50m	F4 Silver Anodised

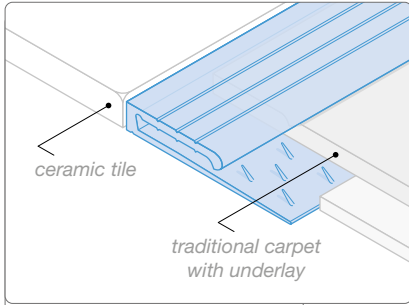
Dimensions shown are nominal. Illustrations are 70% size in mm. Products subject to minor design alterations without notice.

Nap Trims

Used to provide a neat edge or join between carpet and other types of floorcovering such as resilient flooring or ceramics. Certain nap trims (ANT355, CG1042 & BCT16) are also commonly used as 'binder' bars in conjunction with a stair edging (see page 55 for more details).



Visit: www.gradus.com to download: AutoCAD drawings, Gradus & NBS Specifications, Cleaning & Maintenance, Installation Guidelines and Health & Safety Data Sheets.



CG1042 ceramic tile to carpet.

Key



Solid base for straights.

CODE / PROFILE	MATERIAL	LENGTH	COLOURS / FINISHES
ANT27 	Aluminium	2.44m 2.75m 3.20m	■ Mill Finish
ANT355 	Aluminium Available with or without carpet gripper	2.44m 2.75m 3.20m	■ Mill Finish
CG1042 	Aluminium Available with or without carpet gripper	2.44m 2.75m 3.20m	■ Mill Finish
BCT16 	Bronze Available with or without carpet gripper	2.50m 2.75m 3.20m	■ Polished
BCT18 	Bronze Available with or without carpet gripper	2.50m 2.75m 3.20m	■ Polished

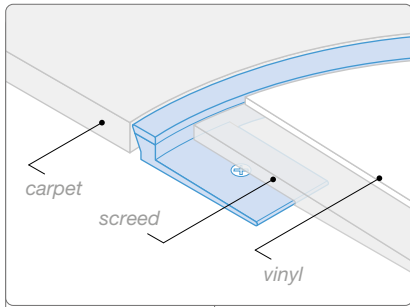
Dimensions shown are nominal. Illustrations are 70% size in mm. Products subject to minor design alterations without notice.

Edge Trims

Used to edge floorcoverings and to provide a neat joint between floorcoverings such as carpet, carpet tiles, wood laminate and resilient floorcoverings. TA8 is also ideal as a day joint profile for resin floors as it is suitable for on-site polishing and finishing.



Visit: www.gradus.com to download: AutoCAD drawings, Gradus & NBS Specifications, Cleaning & Maintenance, Installation Guidelines and Health & Safety Data Sheets.



GT61 carpet to vinyl.

Key



Pre-punched with tabs and fixing holes for on-site curving.



Solid base for straights.



Solid base with countersunk holes for straights.

CODE / PROFILE	MATERIAL	LENGTH	COLOURS / FINISHES
TA6 	Aluminium	2.75m	Mill Finish
TA8 	Aluminium	3.00m	Mill Finish
ET367 	Aluminium	2.70m	F3 Polished F4 Silver Anodised
GT61M 	Pvc Top PVC-u Base	2.50m	Burnt Almond Zinc Doubleloon Platinum Silver
GT61R 	Pvc Top PVC-u Base	2.50m	Black Brown Granite Bluebell Dove Clay
PET276 	Pvc Top PVC-u Base	2.50m	Black Brown Granite Dove




GT/PET profile bases contain up to 25% recycled content.

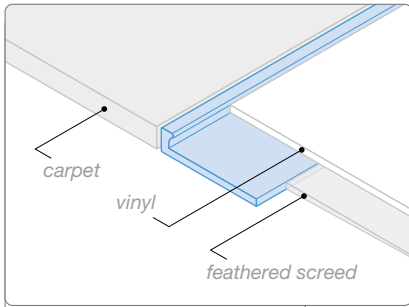
Dimensions shown are nominal. Illustrations are 70% size in mm. Products subject to minor design alterations without notice.

Multi-Purpose Trims

A range of profiles used to join and edge a variety of floorcoverings of heights from 2mm to 23.5mm. Three options available: pre-punched with tabs and fixing holes for on-site curving; solid base for straights; and perforated with fixing holes for straights and for use with ceramics. Can be used as a recessed matwell frame.



Visit: www.gradus.com to download: AutoCAD drawings, Gradus & NBS Specifications, Cleaning & Maintenance, Installation Guidelines and Health & Safety Data Sheets.



ETR302UF0 carpet tile to vinyl.

Key



Pre-punched with tabs and fixing holes for on-site curving.



Solid base for straights.



Perforated with fixing holes for straights and use with ceramics.

CODE / PROFILE	MATERIAL	LENGTH	COLOURS / FINISHES
ETR299F0 	Aluminium	2.50m	F0 Natural
ETR299UF0 	Aluminium	2.50m	F0 Natural
ETR299GF0 	Aluminium	2.50m	F0 Natural
ETR300F0 	Aluminium	2.50m	F0 Natural
ETR300UF0 	Aluminium	2.50m	F0 Natural

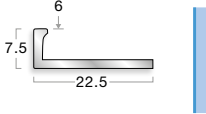
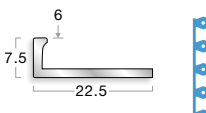

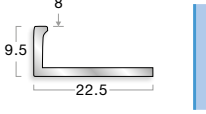
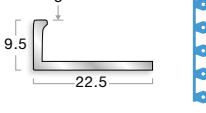

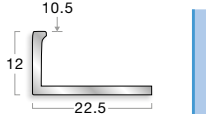
Dimensions shown are nominal. Illustrations are 70% size in mm. Products subject to minor design alterations without notice.

Multi-Purpose Trims

CODE / PROFILE	MATERIAL	LENGTH	COLOURS / FINISHES
ETR300GF0 	Aluminium	2.50m	■ F0 Natural
ETR301F0 	Aluminium	2.50m	■ F0 Natural
ETR301UF0 	Aluminium	2.50m	■ F0 Natural
ETR301GF0 	Aluminium	2.50m	■ F0 Natural
ETR302F0 	Aluminium	2.50m	■ F0 Natural
ETR302UF0 	Aluminium	2.50m	■ F0 Natural
ETR302GF0 	Aluminium	2.50m	■ F0 Natural
ETR307F0 	Aluminium	2.50m	■ F0 Natural





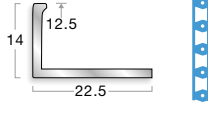


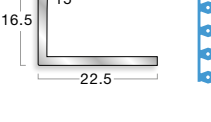
Dimensions shown are nominal. Illustrations are 70% size in mm. Products subject to minor design alterations without notice. Symbol key - page 112.

Multi-Purpose Trims

CODE / PROFILE	MATERIAL	LENGTH	COLOURS / FINISHES
<p>ETR307UF0</p> 	Aluminium	2.50m	■ F0 Natural
<p>ETR307GF0</p> 	Aluminium	2.50m	■ F0 Natural
<p>ETR303F0</p> 	Aluminium	2.50m	■ F0 Natural
<p>ETR303UF0</p> 	Aluminium	2.50m	■ F0 Natural
<p>ETR303GF0</p> 	Aluminium	2.50m	■ F0 Natural
<p>ETR304F0</p> 	Aluminium	2.50m	■ F0 Natural
<p>ETR304UF0</p> 	Aluminium	2.50m	■ F0 Natural

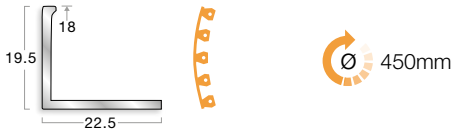

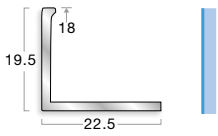

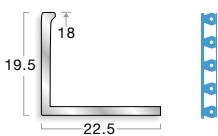

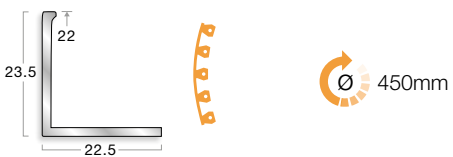

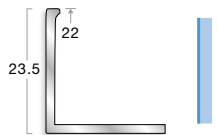

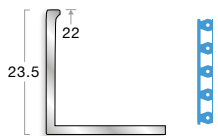

Dimensions shown are nominal. Illustrations are 70% size in mm. Products subject to minor design alterations without notice. Symbol key - page 112.

Multi-Purpose Trims

CODE / PROFILE	MATERIAL	LENGTH	COLOURS / FINISHES
ETR304GF0 	Aluminium	2.50m	 F0 Natural
ETR305F0 	Aluminium	2.50m	 F0 Natural
ETR305UF0 	Aluminium	2.50m	 F0 Natural
ETR305GF0 	Aluminium	2.50m	 F0 Natural
ETR306F0 	Aluminium	2.50m	 F0 Natural
ETR306UF0 	Aluminium	2.50m	 F0 Natural
ETR306GF0 	Aluminium	2.50m	 F0 Natural



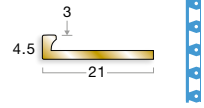



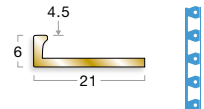



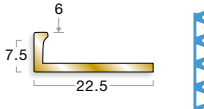



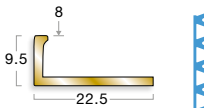

Dimensions shown are nominal. Illustrations are 70% size in mm. Products subject to minor design alterations without notice. Symbol key - page 112.

Multi-Purpose Trims

CODE / PROFILE	MATERIAL	LENGTH	COLOURS / FINISHES
<p>ETR312F0</p> 	Aluminium	2.50m	 F0 Natural
<p>ETR312UF0</p> 	Aluminium	2.50m	 F0 Natural
<p>ETR312GF0</p> 	Aluminium	2.50m	 F0 Natural
<p>ETR309F0</p> 	Aluminium	2.50m	 F0 Natural
<p>ETR309UF0</p> 	Aluminium	2.50m	 F0 Natural
<p>ETR309GF0</p> 	Aluminium	2.50m	 F0 Natural

Dimensions shown are nominal. Illustrations are 70% size in mm. Products subject to minor design alterations without notice. Symbol key - page 112.

Multi-Purpose Trims

CODE / PROFILE	MATERIAL	LENGTH	COLOURS / FINISHES
ETR301F7 	Brass	2.50m	 F7 Polished
ETR301GF7 	Brass	2.50m	 F7 Polished
ETR302F7 	Brass	2.50m	 F7 Polished
ETR302GF7 	Brass	2.50m	 F7 Polished
ETR307F7 	Brass	2.50m	 F7 Polished
ETR307GF7 	Brass	2.50m	 F7 Polished
ETR303F7 	Brass	2.50m	 F7 Polished
ETR303GF7 	Brass	2.50m	 F7 Polished

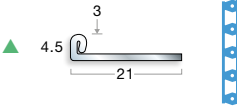
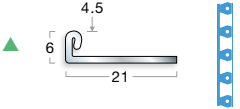
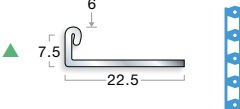
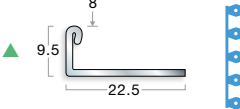
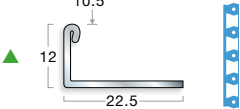
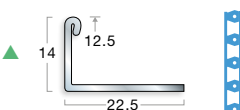
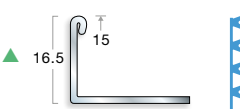
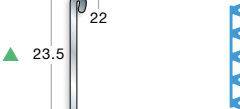
Dimensions shown are nominal. Illustrations are 70% size in mm. Products subject to minor design alterations without notice. Symbol key - page 112.

Multi-Purpose Trims

CODE / PROFILE	MATERIAL	LENGTH	COLOURS / FINISHES
ETR304F7 	Brass	2.50m	F7 Polished
ETR304GF7 	Brass	2.50m	F7 Polished
ETR305F7 	Brass	2.50m	F7 Polished
ETR305GF7 	Brass	2.50m	F7 Polished
ETR306F7 	Brass	2.50m	F7 Polished
ETR306GF7 	Brass	2.50m	F7 Polished
ETR309F7 	Brass	2.50m	F7 Polished
ETR309GF7 	Brass	2.50m	F7 Polished

Dimensions shown are nominal. Illustrations are 70% size in mm. Products subject to minor design alterations without notice. Symbol key - page 112.

Multi-Purpose Trims

CODE / PROFILE	MATERIAL	LENGTH	COLOURS / FINISHES
ETR301GF8 	Stainless Steel	2.50m	F8 Polished
ETR302GF8 	Stainless Steel	2.50m	F8 Polished
ETR307GF8 	Stainless Steel	2.50m	F8 Polished
ETR303GF8 	Stainless Steel	2.50m	F8 Polished
ETR304GF8 	Stainless Steel	2.50m	F8 Polished
ETR305GF8 	Stainless Steel	2.50m	F8 Polished
ETR306GF8 	Stainless Steel	2.50m	F8 Polished
ETR309GF8 	Stainless Steel	2.50m	F8 Polished

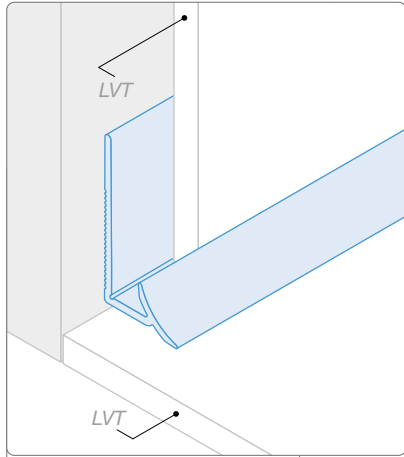
▲ Note there is a +/- 0.5mm tolerance on the height of stainless steel multi-purpose trims. Dimensions shown are nominal. Illustrations are 70% size in mm. Products subject to minor design alterations without notice. Symbol key - page 112.

Aluminium Cove Formers

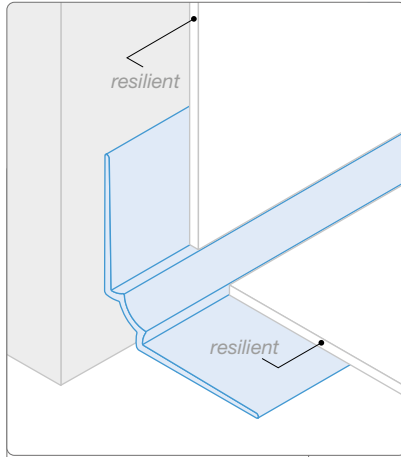
Coving solutions for resilient and LVT flooring to create a neat finish where the floor meets the wall.



Visit: www.gradus.com to download: AutoCAD drawings, Gradus & NBS Specifications, Cleaning & Maintenance, Installation Guidelines and Health & Safety Data Sheets.



CVA927 coving with 5mm LVT.



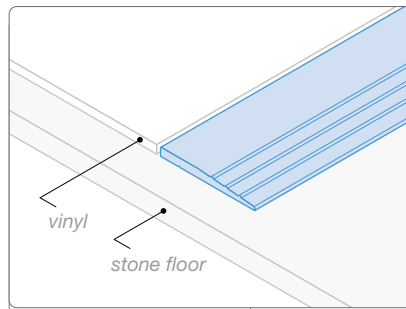
CVA870IW coving with 2.5mm resilient flooring.

CODE / PROFILE	MATERIAL	LENGTH	COLOURS / FINISHES
<p>CVA927</p>	Aluminium	2.50m	<ul style="list-style-type: none"> F4 Silver Anodised
<p>CVA870IW</p>	Aluminium	2.50m	<ul style="list-style-type: none"> F4 Silver Anodised F6 Bronze Anodised F9 Sand Anodised

Dimensions shown are nominal. Illustrations are 70% size in mm. Products subject to minor design alterations without notice.

Feather Edges

Used to finish the raw exposed edge of resilient floorcoverings. Typically used at the junction with terrazzo or stone floors.



TA25 vinyl to stone floor.

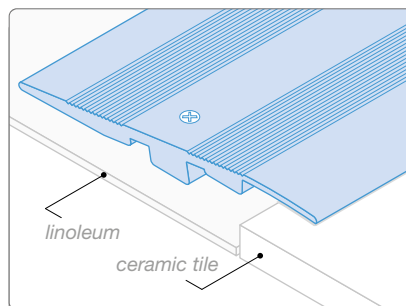


Visit: www.gradus.com to download: AutoCAD drawings, Gradus & NBS Specifications, Cleaning & Maintenance, Installation Guidelines and Health & Safety Data Sheets.

CODE / PROFILE	MATERIAL	LENGTH	COLOURS / FINISHES
TA25 	Aluminium	2.50m	Mill Finish
T200 	pvc	15m coil	<ul style="list-style-type: none"> Black Brown Granite Dove
T250 	pvc	15m coil	<ul style="list-style-type: none"> Black Brown Granite Dove
T300 	pvc	15m coil	<ul style="list-style-type: none"> Black Brown Granite Dove

Heavy-Duty Ramp

Used to provide a transition for floorcoverings with a height of between 8.5mm and 15mm.
 8.5mm to 13mm - suitable for heavy wheeled traffic.
 13mm to 15mm - suitable for light wheeled traffic, e.g. wheelchairs and pushchairs.
 Supplied pre-drilled with countersunk holes.



AR268 linoleum to ceramic tile.



Visit: www.gradus.com to download: AutoCAD drawings, Gradus & NBS Specifications, Cleaning & Maintenance, Installation Guidelines and Health & Safety Data Sheets.

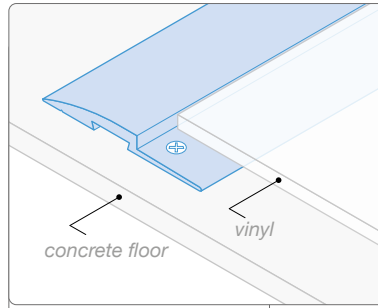
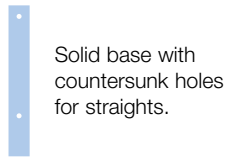
CODE / PROFILE	MATERIAL	LENGTH	COLOURS / FINISHES
AR268 	Aluminium	2.70m	<ul style="list-style-type: none"> F0 Natural Aluminium F4 Silver Anodised

Dimensions shown are nominal. Illustrations are 70% size in mm. Products subject to minor design alterations without notice.

Ramp Edges - Aluminium

Used to join floorcoverings such as carpet or resilient flooring to flooring of a lower height, e.g. stone, concrete or resilient.

Key



TA16 vinyl to concrete floor.



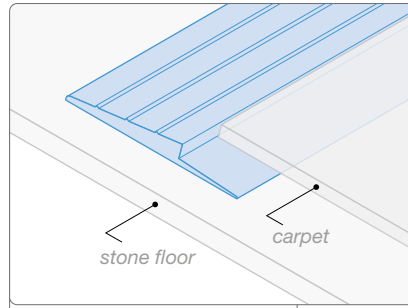
Visit: www.gradus.com to download: AutoCAD drawings, Gradus & NBS Specifications, Cleaning & Maintenance, Installation Guidelines and Health & Safety Data Sheets.

CODE / PROFILE	MATERIAL	LENGTH	COLOURS / FINISHES
RT264 	Aluminium	2.70m	<ul style="list-style-type: none"> F3 Polished F4 Silver Anodised
RT265 	Aluminium	2.70m	<ul style="list-style-type: none"> F3 Polished F4 Silver Anodised
TA16 	Aluminium	2.75m	<ul style="list-style-type: none"> Mill Finish
RT330 	Aluminium	2.70m	<ul style="list-style-type: none"> F3 Polished F4 Silver Anodised
RT250S 	Aluminium	2.70m	<ul style="list-style-type: none"> F3 Polished F4 Silver Anodised
RT247 	Aluminium	2.70m	<ul style="list-style-type: none"> F3 Polished F4 Silver Anodised
RT245 	Aluminium	2.70m	<ul style="list-style-type: none"> F3 Polished F4 Silver Anodised

Dimensions shown are nominal. Illustrations are 70% size in mm. Products subject to minor design alterations without notice.

Ramp Edges - Pvc

Used to join floorcoverings such as carpet to flooring of a lower height, e.g. stone, concrete or resilient.



PCR632 carpet to stone floor.



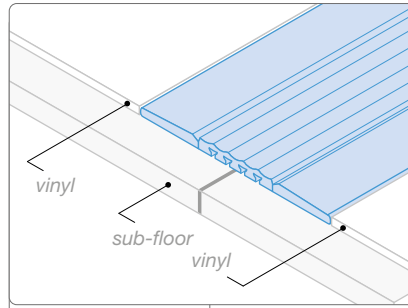
Visit: www.gradus.com to download: AutoCAD drawings, Gradus & NBS Specifications, Cleaning & Maintenance, Installation Guidelines and Health & Safety Data Sheets.

CODE / PROFILE	MATERIAL	LENGTH	COLOURS / FINISHES
CVT5 	pvc	2.00m	<ul style="list-style-type: none"> Black Brown Granite Dove
CTR5 	pvc	2.00m	<ul style="list-style-type: none"> Black Brown Granite Dove
PCR632 	pvc	2.00m	<ul style="list-style-type: none"> Black Brown Granite Dove
PCR932 	pvc	2.00m	<ul style="list-style-type: none"> Black Brown Granite Dove
T450 	pvc	2.00m	<ul style="list-style-type: none"> Black Brown Granite Dove
T600 	pvc	2.00m	<ul style="list-style-type: none"> Black Brown Granite Dove


Dimensions shown are nominal. Illustrations are 70% size in mm. Products subject to minor design alterations without notice.

Construction Joint Covers

Used to provide a cover for construction joints offering a neat solution that allows minor movement to occur. Profiles are adhered using contact adhesive, applied to the solid outer sections only. Note: EJC profiles are not recommended for structural expansion joints.



EJC50 vinyl to vinyl.

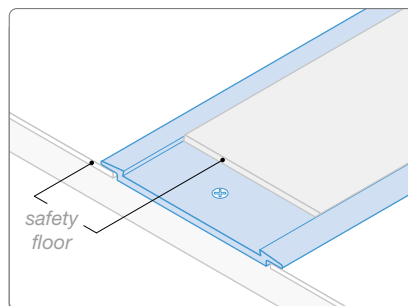


Visit: www.gradus.com to download: AutoCAD drawings, Gradus & NBS Specifications, Cleaning & Maintenance, Installation Guidelines and Health & Safety Data Sheets.

CODE / PROFILE	MATERIAL	LENGTH	COLOURS / FINISHES
EJC50 	pvc	15m coil	<ul style="list-style-type: none"> Black Brown Granite Dove
EJC75 	pvc	15m coil	<ul style="list-style-type: none"> Black Brown Granite Dove
EJC75 3.2 	pvc	15m coil	<ul style="list-style-type: none"> Black Brown Granite Dove
EJC125 	pvc	15m coil	<ul style="list-style-type: none"> Black Brown Granite Dove

Floor Repair Trim

Used to repair resilient floorcoverings where welded joints have failed. Utilises strips of the same floorcovering to provide an unobtrusive repair. Can be used at door interfaces to provide a robust transition. Supplied pre-drilled with countersunk holes.



AVR5020 repairing safety flooring.

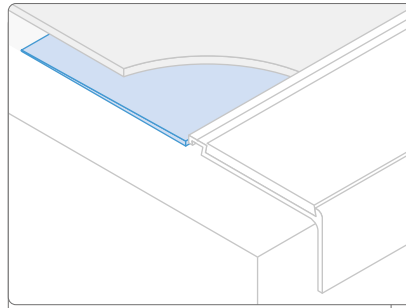


CODE / PROFILE	MATERIAL	LENGTH	COLOURS / FINISHES
AVR5020 Shown with floorcovering for illustration purposes only (not supplied)	Aluminium	3.20m	<ul style="list-style-type: none"> Mill Finish

Dimensions shown are nominal. Illustrations are 70% size in mm. Products subject to minor design alterations without notice.

Bevelled Underlay


Used as a diminishing strip and is ideal for building up the height of resilient floorcovering to meet a thicker gauge material or a stair edging. Grooves along the underside of BU800 provide a straight cutting edge at points where the thickness gives ideal height adjustment.



BU200 used to build up 3.2mm linoleum.



Visit: www.gradus.com to download: AutoCAD drawings, Gradus & NBS Specifications, Cleaning & Maintenance, Installation Guidelines and Health & Safety Data Sheets.

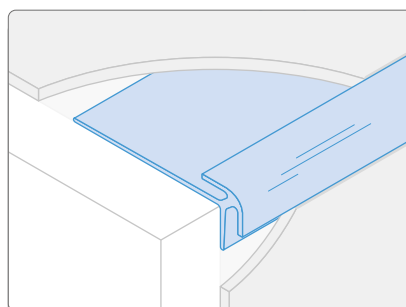
CODE / PROFILE	MATERIAL	LENGTH	COLOURS / FINISHES
BU200 	pvc	15m coil	■ Black
BU800 see below	pvc	15m coil	■ Black



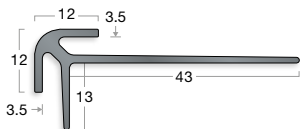
BU profiles contain up to 50% recycled content.

Dual Trim

Used to provide a neat finish to the edge of raised areas such as tiered seating in lecture theatres or display platforms in retail environments. Suitable for use with resilient floorcoverings and thin gauge carpet. Note: NOT suitable for use as a stair edging.



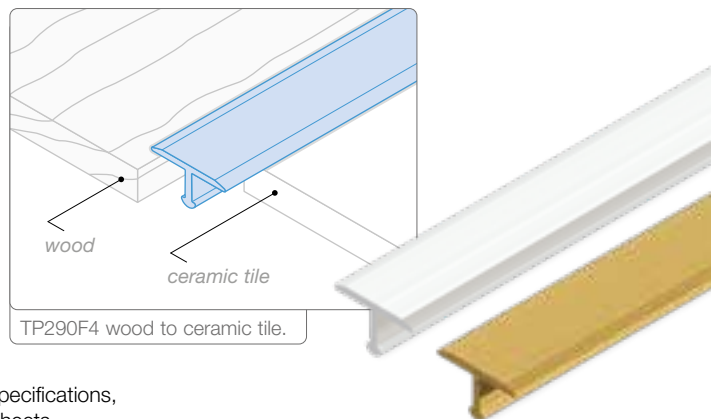
DT50 fitted with 3.2mm linoleum.

CODE / PROFILE	MATERIAL	LENGTH	COLOURS / FINISHES
DT50 	PVC-u	2.50m	■ Black ■ Brown ■ Granite ■ Dove

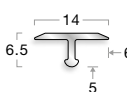

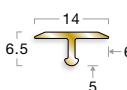

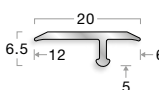


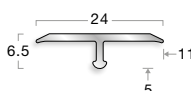

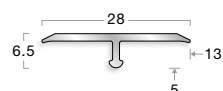

Dimensions shown are nominal. Illustrations are 70% size in mm. Products subject to minor design alterations without notice.

Transition T Profiles

Used for joining different floorcoverings of the same, or slightly differing, heights. The design of the T profiles allows slight imperfections in joints and cuts to be hidden, and enables a gap between floor finishes to be incorporated during installation to allow for natural expansion in flooring materials such as ceramics and wood. Profiles can be curved on-site using a bending machine for shaped edges and inlays (see page 102). T profiles are fitted after the floorcoverings have been installed, making them ideal for use when the installation of the floorcoverings is undertaken by different trades (e.g. ceramic contractors and flooring contractors) where the trims cannot be fixed until both floors have been completed.



Visit: www.gradus.com to download: AutoCAD drawings, Gradus & NBS Specifications, Cleaning & Maintenance, Installation Guidelines and Health & Safety Data Sheets.



CODE / PROFILE	MATERIAL	LENGTH	COLOURS / FINISHES
<p>TP290F4</p>   <p>Bending machine required see page 102</p>	Aluminium	2.70m	F4 Silver Anodised
<p>TP290F7</p>   <p>Bending machine required see page 102</p>	Brass	2.70m	F7 Polished
<p>TP291F4</p>    <p>Bending machine required see page 102</p>	Aluminium	2.70m	F4 Silver Anodised
<p>TP295F4</p>   <p>Bending machine required see page 102</p>	Aluminium	2.70m	F4 Silver Anodised
<p>TP293F4</p>   <p>Bending machine required see page 102</p>	Aluminium	2.70m	F4 Silver Anodised

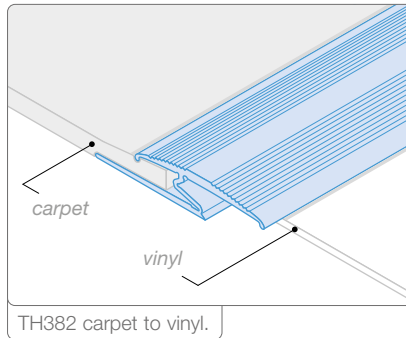
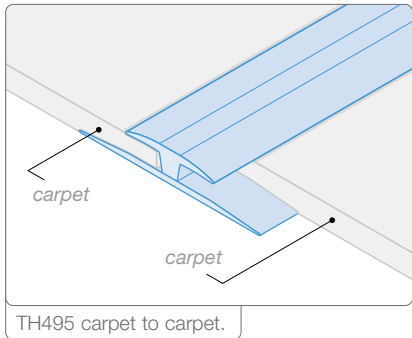
Dimensions shown are nominal. Illustrations are 70% size in mm. Products subject to minor design alterations without notice.

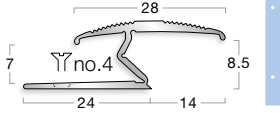



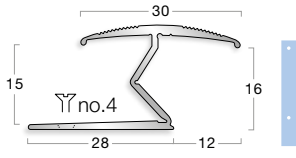


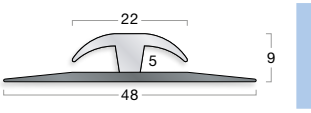




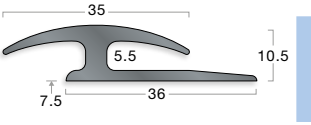






Threshold Trims

Used to join floorcoverings of the same height usually at door or room thresholds. Typically used at door interfaces or to define changes in area.

Key

 Solid base for straights.
  Solid base with countersunk holes for straights.



CODE / PROFILE	MATERIAL	LENGTH	COLOURS / FINISHES
TH382 	Aluminium	2.70m	<ul style="list-style-type: none">  F3 Polished  F4 Silver Anodised
			
TH383 	Aluminium	2.70m	<ul style="list-style-type: none">  F3 Polished  F4 Silver Anodised
TH495 	pvc Top PVC-u Base	2.50m	<ul style="list-style-type: none">  Zinc  Doublebloon  Platinum  Silver
CET5 	pvc	2.00m	<ul style="list-style-type: none">  Black  Brown  Granite  Bluebell  Dove  Clay

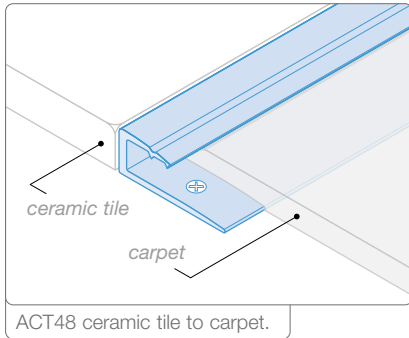
Dimensions shown are nominal. Illustrations are 70% size in mm. Products subject to minor design alterations without notice.

Square Edge Trims



Typically used with carpet, carpet tile, wood and wood laminate at the junction with other flooring materials such as other carpets, ceramics and wood. Provides a neat finish to floorcoverings, protecting the edges from damage and also hiding any slight imperfections in joints or cuts. Selected square edges are also available with pre-punched bases and tabs for on-site curving as indicated.

Visit: www.gradus.com to download: AutoCAD drawings, Gradus & NBS Specifications, Cleaning & Maintenance, Installation Guidelines and Health & Safety Data Sheets.



Key



Pre-punched with tabs and fixing holes for on-site curving.



Solid base for straights.

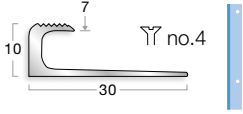


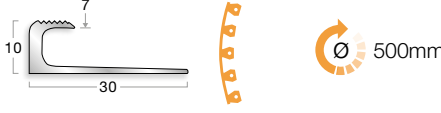

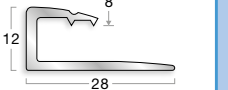

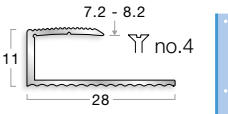




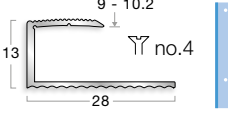






Solid base with countersunk holes for straights.

CODE / PROFILE	MATERIAL	LENGTH	COLOURS / FINISHES
ET804 	Aluminium	2.50m	<ul style="list-style-type: none"> F3 Polished F4 Silver Anodised
ET804EBF4 	Aluminium	2.50m	<ul style="list-style-type: none"> F4 Silver Anodised
ET806 	Aluminium	2.50m	<ul style="list-style-type: none"> F3 Polished F4 Silver Anodised
ET806EBF4 	Aluminium	2.50m	<ul style="list-style-type: none"> F4 Silver Anodised

Dimensions shown are nominal. Illustrations are 70% size in mm. Products subject to minor design alterations without notice.

Square Edge Trims

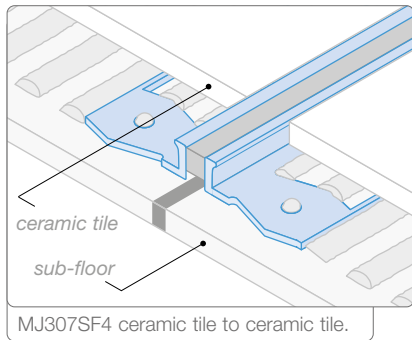

CODE / PROFILE	MATERIAL	LENGTH	COLOURS / FINISHES
ET805 	Aluminium	2.50m	 F3 Polished  F4 Silver Anodised
ET805EBF4 	Aluminium	2.50m	 F4 Silver Anodised
ACT48 	Aluminium Available with or without carpet gripper	3.20m	 Mill Finish
ET210 	Aluminium	2.70m	 F3 Polished  F4 Silver Anodised
ET210EBF4  Bending machine required see page 102	Aluminium	2.70m	 F4 Silver Anodised
ET212 	Aluminium	2.70m	 F3 Polished  F4 Silver Anodised
ET212EBF4  Bending machine required see page 102	Aluminium	2.70m	 F4 Silver Anodised

Dimensions shown are nominal. Illustrations are 70% size in mm. Products subject to minor design alterations without notice.

Movement Joints

Are used to join floorcoverings where expansion up to 1.5mm is required. Designed specifically for use with flooring materials such as ceramic tile, marble, stone, terrazzo and resins only. All profiles feature a perforated base for fixing.

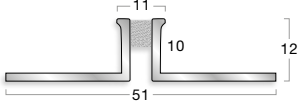
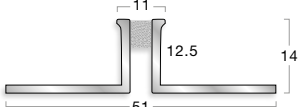
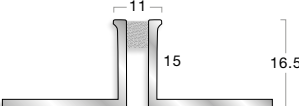
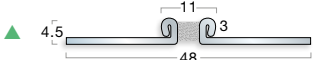

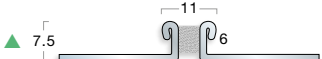
Visit: www.gradus.com to download: AutoCAD drawings, Gradus & NBS Specifications, Cleaning & Maintenance, Installation Guidelines and Health & Safety Data Sheets.



CODE / PROFILE	MATERIAL	LENGTH	COLOURS / FINISHES
MJ301SF4 	Aluminium with grey or black silicone joint	2.50m	F4 Silver Anodised
MJ302SF4 	Aluminium with grey or black silicone joint	2.50m	F4 Silver Anodised
MJ307SF4 	Aluminium with grey or black silicone joint	2.50m	F4 Silver Anodised
MJ303SF4 	Aluminium with grey or black silicone joint	2.50m	F4 Silver Anodised

Dimensions shown are nominal. Illustrations are 70% size in mm. Products subject to minor design alterations without notice.

Movement Joints

CODE / PROFILE	MATERIAL	LENGTH	COLOURS / FINISHES
MJ304SF4 	Aluminium with grey or black silicone joint	2.50m	F4 Silver Anodised
MJ305SF4 	Aluminium with grey or black silicone joint	2.50m	F4 Silver Anodised
MJ306SF4 	Aluminium with grey or black silicone joint	2.50m	F4 Silver Anodised
MJ301SF8 	Stainless Steel with grey or black silicone joint	2.50m	F8 Polished
MJ302SF8 	Stainless Steel with grey or black silicone joint	2.50m	F8 Polished
MJ307SF8 	Stainless Steel with grey or black silicone joint	2.50m	F8 Polished

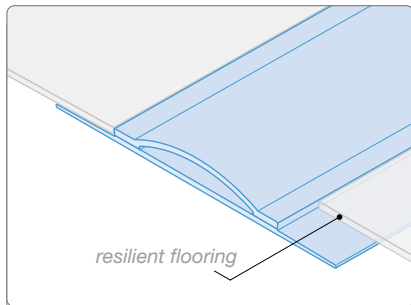
▲ Note there is a +/- 0.5mm tolerance on the height of stainless steel movement joint profiles.

Wetroom Transition Strips

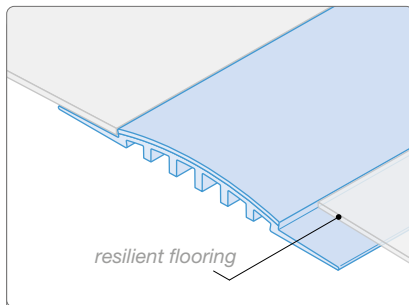
Wetroom transition strips are designed to be incorporated into the resilient flooring in wetrooms and shower areas in order to contain water and prevent it encroaching into dry areas. Gradus WTS wetroom transition strips are tested for slip-resistance in barefoot areas and are designed to be safe and comfortable underfoot whilst allowing wheelchair access. For larger colour swatches and LRV readings see page 78.



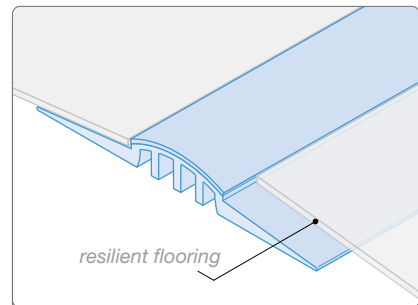
Visit: www.gradus.com to download: AutoCAD drawings, Gradus & NBS Specifications, Cleaning & Maintenance, Installation Guidelines and Health & Safety Data Sheets.



WTS1 with resilient flooring.



WTS2 with resilient flooring.



WTS3 with resilient flooring.

CODE / PROFILE	MATERIAL	LENGTH	COLOURS / FINISHES
<p>WTS1</p>	pvc	2.00m	<ul style="list-style-type: none"> Coffee Lead Steel Clay Canvas
<p>WTS2</p>	pvc	2.00m	<ul style="list-style-type: none"> Coffee Lead Steel Clay Canvas
<p>WTS3</p>	pvc	2.00m	<ul style="list-style-type: none"> Coffee Lead Steel Clay Canvas

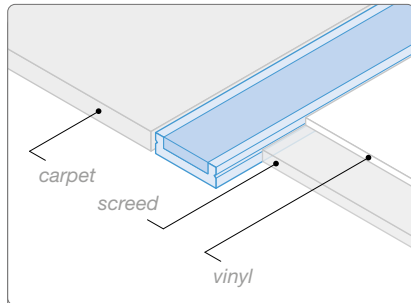
Dimensions shown are nominal. Illustrations are 70% size in mm. Products subject to minor design alterations without notice.

Feature Strip

Acts as a joining strip to help define walkways or separate floorcoverings of the same height. Utilises pvc insert material to add colour and design (supplied separately - see page 17 for larger colour swatches and LRV's).



Visit: www.gradus.com to download: AutoCAD drawings, Gradus & NBS Specifications, Cleaning & Maintenance, Installation Guidelines and Health & Safety Data Sheets.



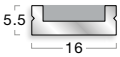
FCA16 carpet to vinyl.

Interior Standard Insert

- Jet
- Ink
- Burgundy
- Coffee
- Midnight
- Evergreen
- Ocean
- Poppy
- Lead
- Steel
- Cloud
- Linen
- Glacier
- Canvas
- Buttercup
- Snowdrift

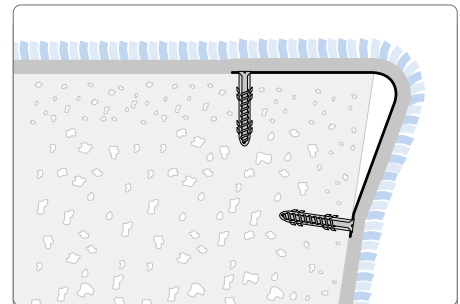
Interior Grained Insert

- Black
- Brown
- Granite
- Dove

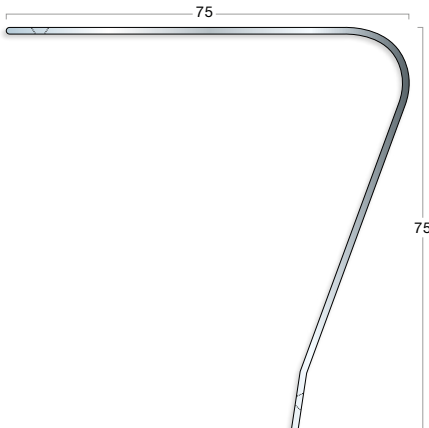
CODE / PROFILE	MATERIAL	LENGTH	COLOURS / FINISHES
FCA16 + INS12	FCA16 Aluminium	2.50m	See above
	INS12 pvc insert	2.50m / 15m coil	
	Insert tape	51m coil	

Contour Edge

Designed to be used where a stair edging is not required and the carpet is "waterfalled" from the top to the bottom of a flight of stairs, usually in domestic applications or buildings exempt from standard building guidelines e.g. heritage buildings. It also helps to reduce wear to both the floorcovering and the leading edge of the step. Supplied pre-drilled.



CR5 fitted to step edge with "waterfalled" carpet.

CODE / PROFILE	MATERIAL	LENGTH	COLOURS / FINISHES
CR5	Stainless Steel	2.50m	■ Mill Finish
			

Dimensions shown are nominal. Illustrations are 70% size in mm. Products subject to minor design alterations without notice.



Section 4

Skirtings, Capping Strips & Accessories

Information to ensure the correct selection of skirtings, capping strips and other accessories along with details of colour availability. Details of Gradus pvc skirtings, metal skirtings, cove formers and capping strips can be found in this section.

Choosing the right skirting

Area of Application

Skirtings, cove formers and capping strips are used to provide clean, neat solutions for junctions where the floor meets the wall. Gradus offers solutions to suit most contract applications, from 'critical' clean areas where a homogeneous finish is essential such as hospital wards, treatment rooms, and food & pharmaceutical environments, through to commercial office, education or retail environments where functionality needs to be combined with aesthetics.

Healthcare, food & pharmaceutical and education environments in particular benefit from the use of pvc skirtings that can be welded to resilient floorcoverings in order to create completely impervious seals to meet cleaning and hygiene requirements.

For further guidance on the use of pvc skirtings in healthcare environments refer to: Health Technical Memorandum (HTM): Flooring 61 – 3 Design Guidance, Skirtings 3.13 - 3.19.

Materials & Profiles

Options

Selecting the correct type of skirting profile will ensure that product performance matches the environment requirements and will result in a functional, low maintenance alternative to traditional skirtings.

Pvc Skirtings

Set-in – typically used with resilient floorcoverings, this type of skirting is welded to the floorcovering in order to create an impervious seal. Ideal for critical clean areas (e.g. treatment rooms, pharmaceutical production) or areas subject to wet cleaning (e.g. school and hospital corridors). Selected set-in skirtings are available in 15m coils in order to reduce the number of vertical joints required.

Sit-on – typically used with hard floorcoverings. Ideal for use in areas where a neat, clean finish is required but an impervious seal is not required e.g. general circulation areas in schools and hospitals.

Flat – used primarily with textile floorcoverings to form a neat, low-maintenance alternative to timber skirting.

Capping Strips & Cove Formers – used when floorcoverings are continued up the wall. Cove formers ensure a consistent cove is achieved and supports the floorcovering at a weak point. Capping strips provide a neat finish where the floorcovering stops.

Stratum Pvc Skirting

An alternative to traditional timber skirting, this 10mm thick skirting provides the look of painted wood whilst offering a low maintenance solution. Ideal for creating a neat finish in non-critical clean areas, and in all contract environments where ongoing maintenance and aesthetics are important factors.

Metal Skirtings

Modern alternative to pvc or timber skirtings. Creates a modern, hi-tech finish for environments such as commercial office, retail and leisure. Low voltage cable management system also incorporated in selected profiles.

Aesthetics


Gradus skirtings & cappings are available in a range of colours and finishes to complement most interior environments.

In addition, the use of a skirting that contrasts in colour and luminance with the floorcovering can assist visually impaired people to determine the borders of the room. As a guide, skirtings should either match the wall colour, or provide a complete contrast with both the wall and floor.


For further details on visual contrast see pages 160-161, 163.

Colour Availability

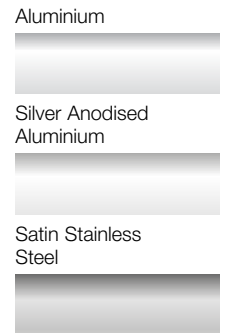
Standard



Metallics



Metals



Please note: Due to the limitations of the printing process, colours within this catalogue should not be relied upon for colour matching. An accurate colour match can only be achieved by requesting the relevant product sample(s) from Gradus Technical Support on 01625 428922.

- Available from stock
- ▲ Available subject to minimum quantities & lead times

	Stratum STM7510, STM10010	SH100, SH10055, SH10032, SH100502.5, SH100503.2, SH150, SO25, FS150B	SH100502, SO100, FS303, FS100B, PCS40	SO75, SO150	CSI100502, HCS48, HCS50	CSI100502.25	DFS100	P Range Skirtings & POS40P	CC40, CC75	CCF1001	TC47	TC48	MCS48	MCC40, MCC75	MAS90 Range	MAS95 Range, MAS97 Range	MSS790 Range	ACC40
Standard																		
Black		●	●	●	●	●	●	●	●									
Evergreen		▲	●	●	●	▲	▲	▲				●						
Brown		●	●	●	●	●	●	▲	●									
Granite	●	●	●	●	●	●	●	▲	●									
Bluebell		▲	●	●	●	▲	▲	▲	●									
Hickory		▲	●	●	▲	●	●	▲	●									
Stone		▲	●	●	●	▲	▲	▲	●									
Azure		▲	●	●	▲	●	●	▲	●									
Blueberry		▲	●	●	▲	●	●	▲	●									
Dove	●	●	●	●	●	●	●	▲	●	●								
Leaf		▲	●	●	▲	●	●	▲	●									
Dune		▲	●	●	▲	●	●	▲	●									
Almond		▲	●	●	●	▲	●	▲	●	●								
Glacier		▲	●	●	●	▲	▲	▲	●	●								
Mist		▲	●	●	▲	●	●	▲	●									
Salmon		▲	●	●	▲	●	●	▲	●									
Snowdrift	●	▲	●	●	●	▲	●	▲	●	●	●	●	●					
Metallics																		
Burnt Almond												●	●	●				
Zinc												●	●	●				
Doubloon												●	●	●				
Platinum												●	●	●				
Silver												●	●	●				
Metals																		
Aluminium																		●
Silver Anodised Aluminium															●	●		
Satin Stainless Steel																	●	

Stratum™ Skirtings - Pvc



Description

The Gradus Stratum range comprises heavy-duty pvc skirting profiles suitable for a wide range of contract applications including education, healthcare and commercial office.

Life cycle analysis shows Stratum is a cost effective alternative to wood skirtings. The smooth matt finish is resistant to stains, dents and scratches, and will not splinter, chip and crack like traditional wood skirtings, offering a low maintenance hygienic solution to wall base finishing.

Stratum can be installed around gentle curves and can also accommodate and disguise minor irregularities in wall surfaces.

Profile Information

- Suitable for interior use in most areas
- Stratum is a cost effective alternative to finished timber skirting that utilises up to 80% recycled pvc in its construction and is suitable for all areas that require a high quality finish to be maintained through the life of the building
- Eliminates the need for processes normally associated with wood skirting such as sanding, priming, filling and painting

Installation Advice

- Stratum skirtings are installed to the wall using a proprietary cartridge adhesive
- Internal/external corners can be mitred on site

Colour

- For larger colour swatches see page 137



Visit: www.gradus.com to download: AutoCAD drawings, Gradus & NBS Specifications, Cleaning & Maintenance, Installation Guidelines and Health & Safety Data Sheets.

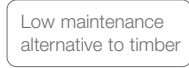


For guidance on the correct selection of skirtings see page 136.

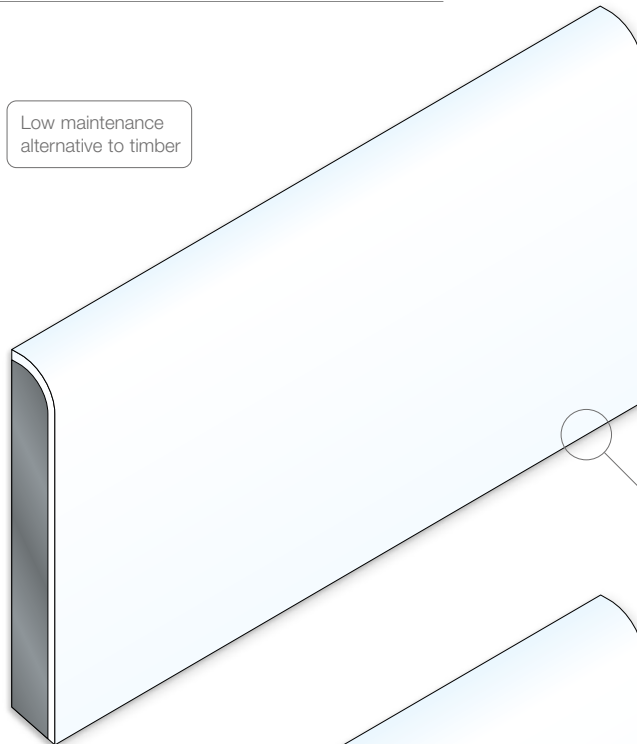
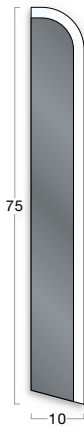
Description	Semi-flexible pvc skirting
Application	Ideal for use in most areas
Profiles	10mm thick, 2 heights - 75mm and 100mm Supplied in 2m lengths
Dimensions shown are nominal. Illustrations are 70% size in mm. Products subject to minor design alterations without notice.	

Colour options:

- Granite
- Dove
- Snowdrift

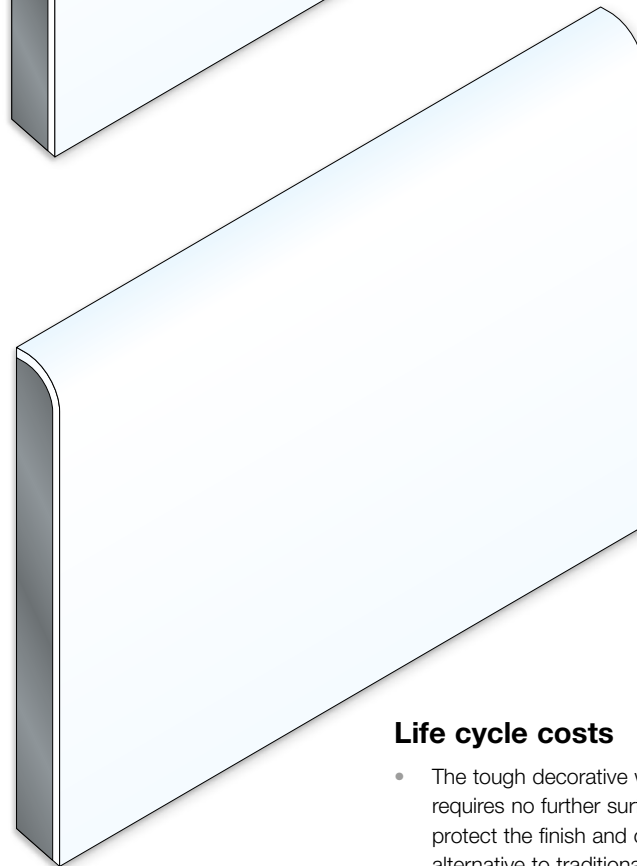
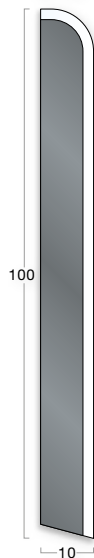


STM 75 10
Sit-On



Chamfered base to allow tight fit to floorcovering

STM 100 10
Sit-On



Life cycle costs

- The tough decorative wear layer on Stratum requires no further surface treatments to protect the finish and offers a low maintenance alternative to traditional timber skirting where the life cycle costs of redecoration can be expensive.
- Typical example: timber skirting is typically redecorated once in a 10 year period – total expenditure is approximately 50% more than material and labour costs spent on installing Stratum. The saving will be greater if redecoration is required more often.

Pvc Skirtings



Description

An extensive range of pvc skirtings, through-coloured for maximum performance and maintenance. Profile designs are available for use in conjunction with floorcoverings from all major manufacturers. Suitable for a wide range of commercial applications.

Installation Advice

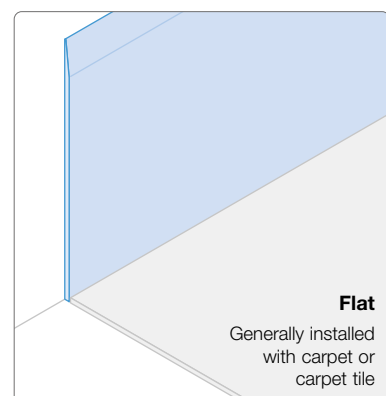
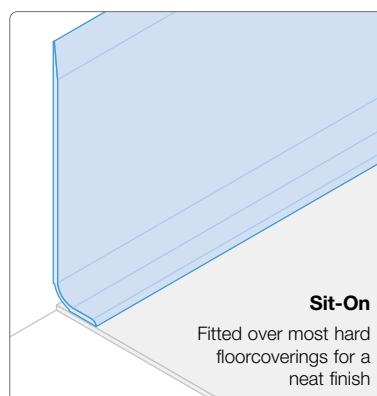
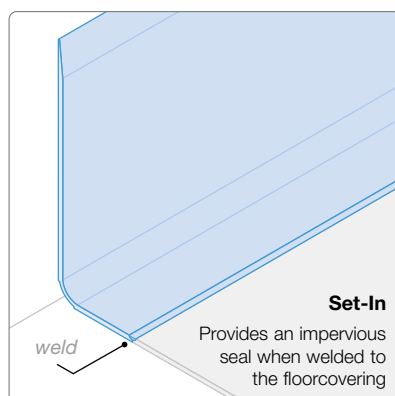
- Pvc skirtings are secured to all wall surfaces using contact adhesive

Profile Information

- Suitable for interior use
- Set-in skirtings are ideal for use in areas subject to regular wet cleaning e.g. hospital treatment areas as they can be welded to the floorcovering to provide an impervious seal.
- Collable set-in skirtings minimise vertical joints. Ideal in areas where both the horizontal and vertical joints require welding e.g. food preparation areas & clinical treatment areas.


Colour

- For larger colour swatches see page 137



Skirtings - Set-In

Colour options:

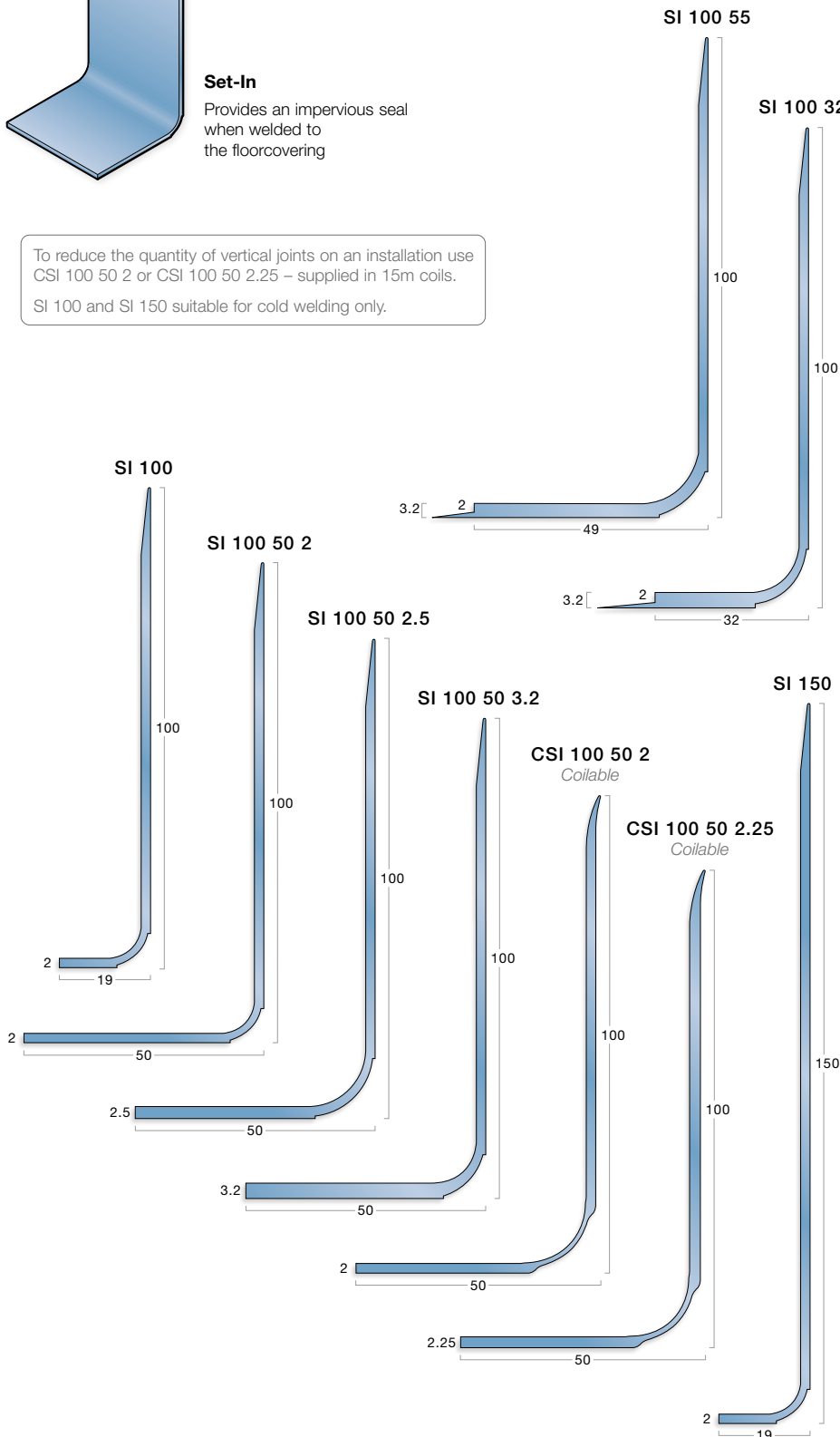


Set-In

Provides an impervious seal when welded to the floorcovering

To reduce the quantity of vertical joints on an installation use CSI 100 50 2 or CSI 100 50 2.25 – supplied in 15m coils.

SI 100 and SI 150 suitable for cold welding only.



All profiles:

- Black
- Brown
- Granite
- Dove

CSI 100 50 2 also available in:

- Evergreen
- Stone
- Bluebell
- Almond
- Glacier
- Snowdrift

SI 100 50 2 also available in:

- Evergreen
- Stone
- Bluebell
- Hickory
- Azure
- Blueberry
- Leaf
- Almond
- Dune
- Salmon
- Glacier
- Mist
- Snowdrift

All other skirtings are available in

(subject to minimum quantities and lead times):

- Evergreen
- Stone
- Bluebell
- Hickory *
- Azure *
- Blueberry *
- Leaf *
- Almond
- Dune *
- Salmon *
- Glacier
- Mist *
- Snowdrift



For guidance on the correct selection of skirtings see page 136.

Description	Flexible pvc set-in and coilable set-in skirting.
Application	Ideal for critical clean areas where a homogeneous finish is required e.g. hospital treatment areas.
Profiles	Various gauges to suit different thicknesses of resilient floorcovering. All supplied in 2m lengths. Coilable skirtings are supplied in 15m coils to minimise vertical joints.

Dimensions shown are nominal. Illustrations are 70% size in mm. Products subject to minor design alterations without notice.

* Excluding CSI 100 50 2 and CSI 100 50 2.25

Skirtings - Sit-On & Flat

FS 303

Colour options:

All profiles:

- Black
- Brown
- Granite
- Dove

SO 75, SO 100, SO 150, FS 303 and FS 100 B also available in:

- Evergreen
- Stone
- Bluebell
- Hickory*
- Azure*
- Blueberry*
- Leaf*
- Almond
- Dune*
- Salmon*
- Glacier
- Mist*
- Snowdrift

* SO 75 and SO 150 are available subject to minimum quantities and lead times.

DFS 100 also available in:

- Bluebell
- Almond
- Snowdrift

SO 25 and FS 150 B are available in all other colours subject to minimum quantities and lead times.

DFS 100 also available in Evergreen, Stone and Glacier subject to minimum quantities and lead times.

Sit-On

Fitted over most hard floorcoverings for a neat finish



Flat

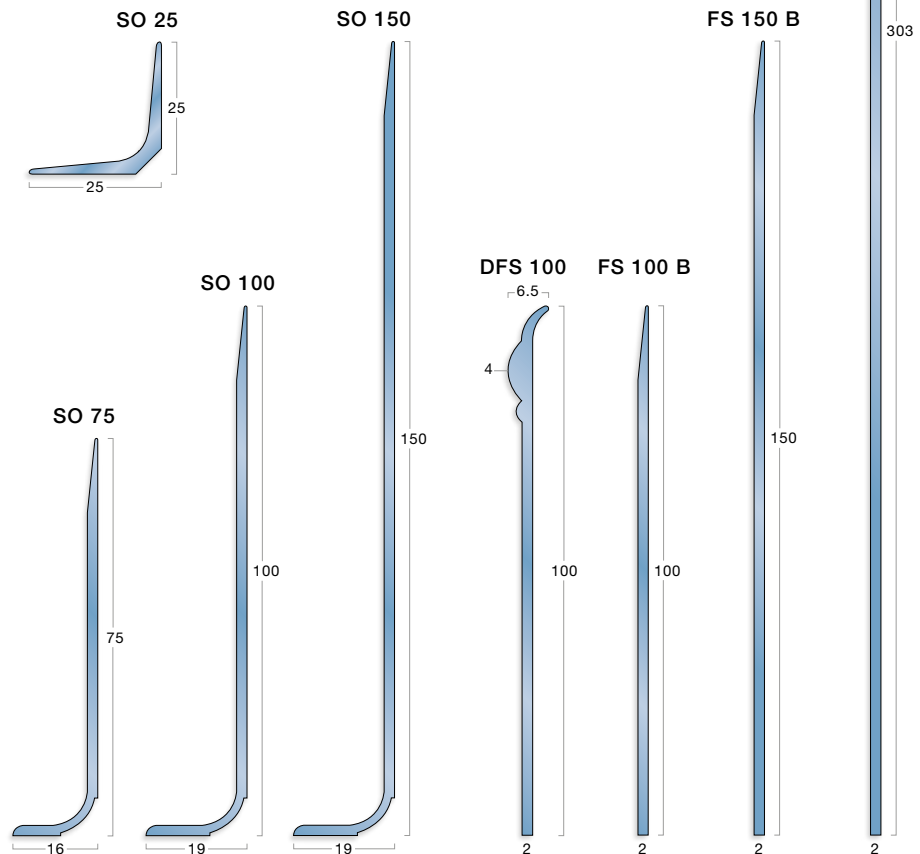
Generally installed with carpet or carpet tile



The Dementia Services Development Centre at the University of Stirling have undertaken a review of the Gradus Accessories products and have rated its design in relation to dementia design principles and its usability within a dementia inclusive environment.

Pvc Skirting FS 100 B profile is rated as Class 1a. Finishes within these ratings can be used throughout dementia applications. We recommend a minimum contrast of 30 points LRV for critical surfaces.

For further information see pages 174 to 175 or visit www.gradus.com



For guidance on the correct selection of skirtings see page 136.

Description	Flexible pvc flat or sit-on skirting.
Application	Sit-on - ideal for use in areas such as hospital corridors, schools etc. Flat - ideal for use with textile floorcoverings - provides a low maintenance alternative to timber skirting.
Profiles	Various heights to suit different applications. FS303 is used to form an internal stringer to stairs. Sit-on skirtings supplied in 2m lengths. Flat skirtings are supplied in 15m coils to minimise vertical joints.
Dimensions shown are nominal. Illustrations are 70% size in mm. Products subject to minor design alterations without notice.	

'P' Range Skirtings - Set-In, Sit-On & Flat

Colour options:

■ Black

All profiles are available in all other standard pvc skirting colours subject to minimum quantities and lead times.

Coilable skirtings are only available in selected colours.

Sit-On

Fitted over most hard floorcoverings for a neat finish

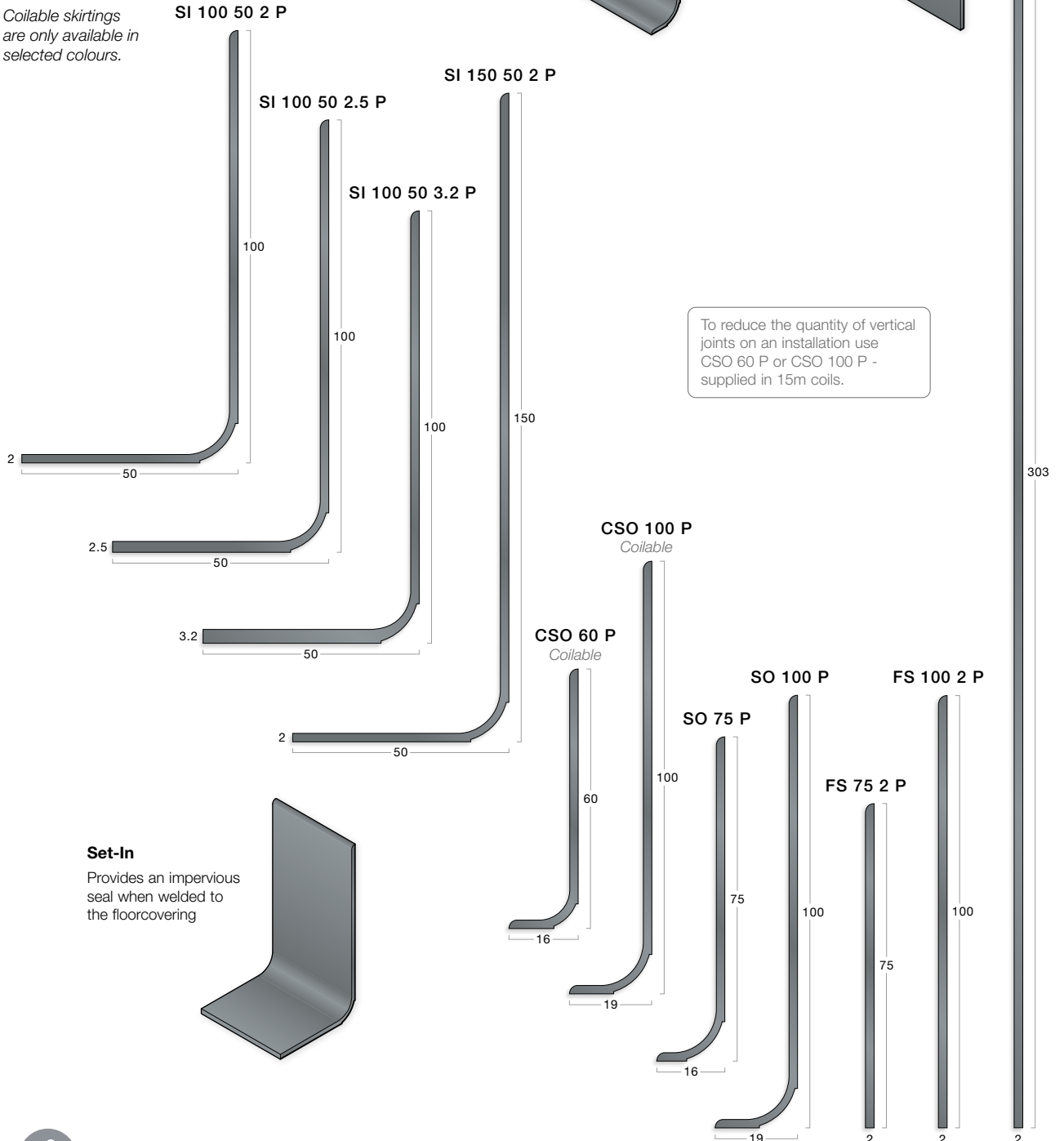


Flat

Generally installed with carpet or carpet tile



FS 303 P



Set-In

Provides an impervious seal when welded to the floorcovering



For guidance on the correct selection of skirtings see page 136.

Description	Flexible pvc sit-on, sit-on coilable, set-in and flat skirting.
Application	Ideal for use in areas where functionality is a priority.
Profiles	Available in Black only. Set-in and sit-on skirtings supplied in 2m lengths. Flat and coilable skirtings are supplied in 15m coils to minimise vertical joints.
Dimensions shown are nominal. Illustrations are 70% size in mm. Products subject to minor design alterations without notice.	

Capping Strips & Cove Formers



Description

An extensive range of pvc, PVC-u and aluminium capping strips, cove formers and accessories used where floorcoverings are dressed up the wall to form a skirting with a neat finish, and to join floorcoverings to wall finishes. Suitable for use with carpet, resilient floorcoverings and ceramic tiles. Available in choice of colours that can be used in conjunction with floorcoverings from all major manufacturers. Suitable for a wide range of commercial applications.



Visit: www.gradus.com to download: AutoCAD drawings, Gradus & NBS Specifications, Cleaning & Maintenance, Installation Guidelines and Health & Safety Data Sheets.

Profile

- Suitable for interior use
- Capping seals provide a decorative, neat edge where resilient floorcoverings are dressed up the wall to form a skirting. Available to suit resilient floorcoverings up to 5mm thick
- Carpet caps provide a decorative, neat edge where carpets are dressed up the wall to form a skirting. Available to suit carpets up to 7mm thick (compressed thickness)
- Cove formers provide a neat cove allowing floorcoverings to be dressed up the wall to form a skirting and supports the floorcovering at a weak point
- Tile caps are for use where ceramic wall tiles are finished against a resilient floor finish that has been dressed up the wall to form a skirting. Available to suit resilient flooring up to 6mm thick

Installation Advice


- Capping seals and tile caps are secured to wall surfaces using contact adhesive
- Carpet caps are secured with screws and adhesives to wall surfaces

Colour

- For larger colour swatches see page 137

Capping Strips & Cove Formers

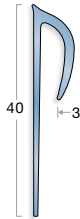
Capping Seals



Flexible pvc capping seals are used to finish the top of a resilient floorcovering where it has been covered up the wall. Capping seals are typically used in conjunction with a cove former (see page 146).

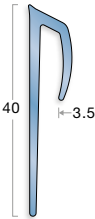
HCS48

pvc



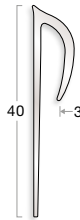
HCS50

pvc



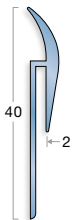
MCS48

pvc Metallic



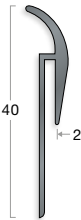
PCS40

pvc



PCS40P

pvc 'P' Range



Colour options:

HCS48 and HCS50:

- Black
- Evergreen
- Brown
- Granite
- Bluebell
- Stone
- Dove
- Almond
- Glacier
- Snowdrift

MCS48:

- Zinc
- Doubloun
- Platinum
- Silver

PCS40:

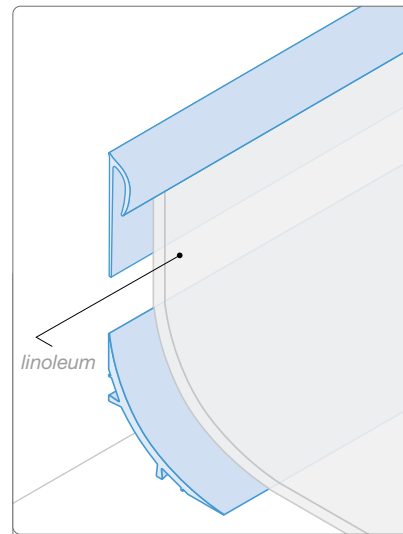
- Black
- Evergreen
- Brown
- Azure
- Granite
- Bluebell
- Stone
- Hickory
- Blueberry
- Dove
- Leaf
- Almond
- Dune
- Salmon
- Glacier
- Mist
- Snowdrift

PCS40P:

- Black

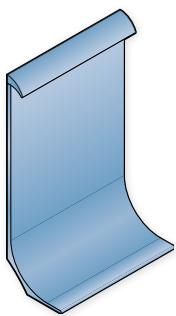
CCF 100 1:

- Dove
- Almond
- Glacier
- Snowdrift



HCS48 capping seal with CF38 cove former and a 3mm linoleum.

Cove Formers



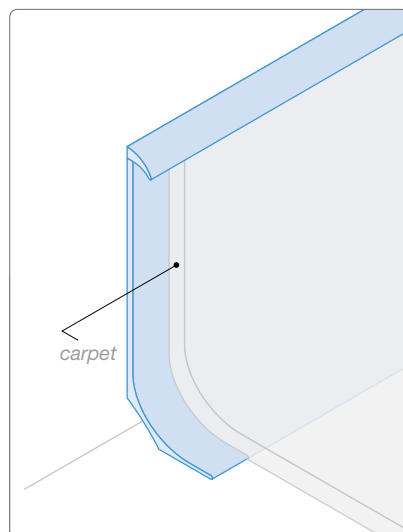
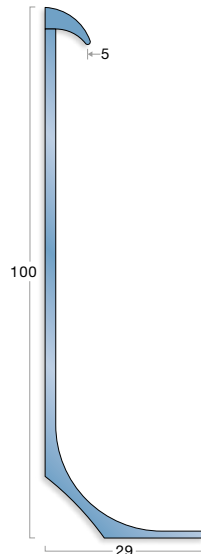
CCF 100 1 is a one piece pvc cove former combining a pvc capping seal.



CCF 100 1 contains up to 50% recycled content

CCF 100 1

Co-extruded pvc with pvc capping

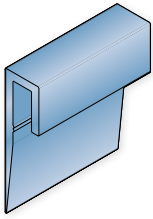


CCF 100 1 fitted with a broadloom carpet to allow the carpet to continue up the wall with a capping seal to protect the exposed edge.

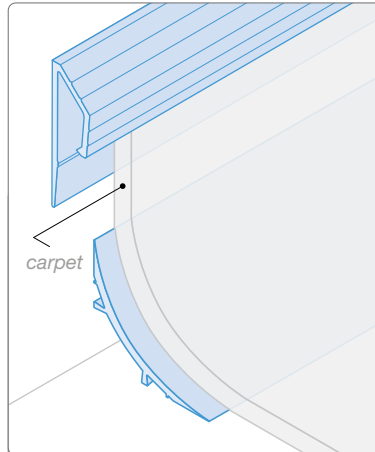
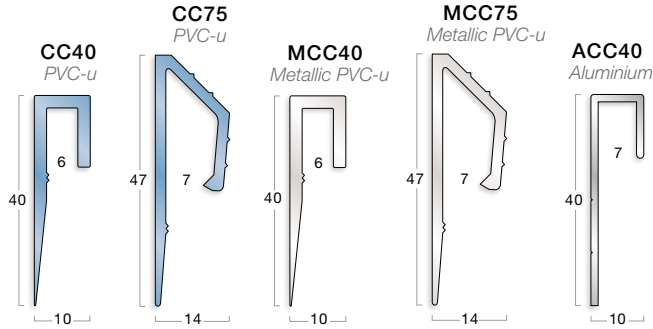
Dimensions shown are nominal. Illustrations are 70% size in mm. Products subject to minor design alterations without notice.

Capping Strips & Cove Formers

Carpet Caps



Carpet caps are used to provide a neat finish where carpet or carpet tile is continued up the wall. Available in a choice of PVC-u, Metallic PVC-u and Aluminium. Carpet caps can be combined with a cove former where required to help form a cove.



CC75 and CF38 cove former used with a broadloom carpet.

Colour options:

CC40 and CC75:

- Black
- Brown
- Granite
- Bluebell
- Dove
- Snowdrift

MCC40 and MCC75:

- Zinc
- Doublon
- Silver

ACC40:

- Aluminium

TC47:

- Snowdrift

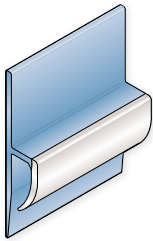
TC48:

- Black
- Burnt Almond
- Zinc
- Doublon
- Platinum
- Silver
- Snowdrift

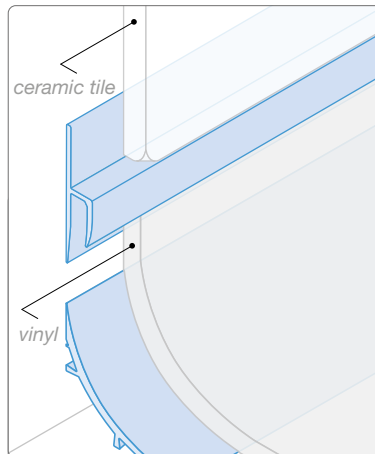
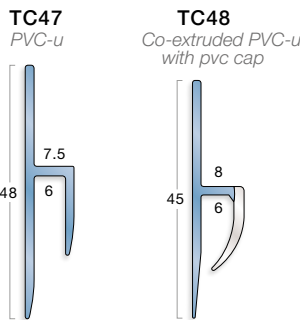
CF:

- Black

Tile Caps

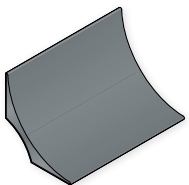


Tile caps are used where ceramic wall tiles are finished against a resilient floor finish that has been dressed up the wall to form a skirting.

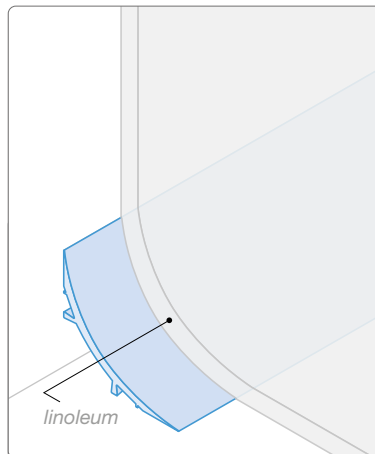
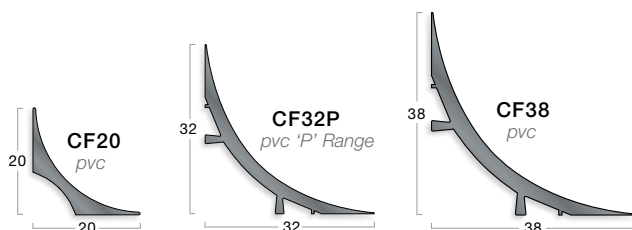
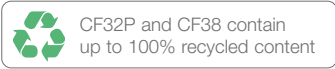


TC48 and CF38 cove former used with vinyl and ceramic tile.

Cove Formers



Cove formers are used to form a cove where floorcoverings are continued up the wall. Cove formers are typically used in conjunction with a capping seal or carpet cap to finish the raw edge of the floorcovering (see page 145).



CF38 cove former being used to form a cove for linoleum to continue up the wall.

Dimensions shown are nominal. Illustrations are 70% size in mm. Products subject to minor design alterations without notice.

Metal Skirtings



Description

Gradus metal skirtings are available in a variety of designs and heights to suit the requirements of modern commercial environments.

Profiles are available in a range of finishes including stainless steel and aluminium.

MAS95 and MAS97 profiles have also been designed with a cable tidy feature where low voltage cables e.g. computer and telephone cables, can be hidden from view.

Which Skirting?



slimline skirting profile in either silver anodised aluminium or stainless steel.



anodised aluminium skirting profile fixed to the wall using interlocking fixing brackets.

Profile Availability

Profile designs to accommodate most floorcoverings

- Sit-on skirtings in a variety of heights – 60mm, 70mm, 80mm and 100mm
- MAS90, MAS95 & MAS97 supplied in 2m lengths (anodised aluminium)
- MSS790 supplied in 2.7m lengths (stainless steel)
- Subject to lead times

Installation Advice

Visit www.gradus.com for full installation instructions

- MAS95 and MAS97 profiles are fixed to the wall using screw fixings
- MAS90 and MSS790 profiles are fixed to the wall using appropriate adhesive
- Coordinating metal or PVC-u accessories available for neat finishing on-site, see pages 148 to 149 for further details

Colour

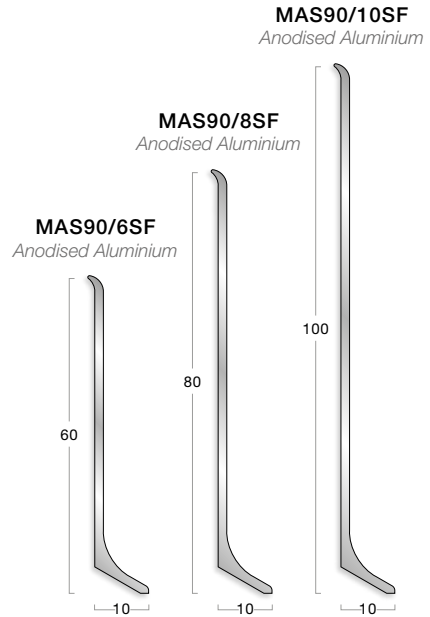
- For larger colour swatches see page 137

Metal Skirtings - Modern Hi-Tech Finishing

MAS90 Aluminium Skirtings



Description	Silver anodised aluminium *
Application	Ideal for use in areas where a modern hi-tech finish is required. Designed to be installed on top of the floorcovering. The capped toe design of the profile allows wall-to-floor expansion gaps to be hidden when installed with tiled floorcoverings.
Profiles	Supplied in 2m lengths.



Metal accessories in a silver anodised finish are available for the MAS90 profiles for neat finishing on-site.

Skirting Profile	Height	Finish	End Caps	Junction	External Corner	Internal Corner
MAS90/10SF	100mm	Silver	MAS90/10MP	MAS90/10MG	MAS90/10ME	MAS90/10MI
MAS90/8SF	80mm	Silver	MAS90/8MP	MAS90/8MG	MAS90/8ME	MAS90/8MI
MAS90/6SF	60mm	Silver	MAS90/6MP	MAS90/6MG	MAS90/6ME	MAS90/6MI

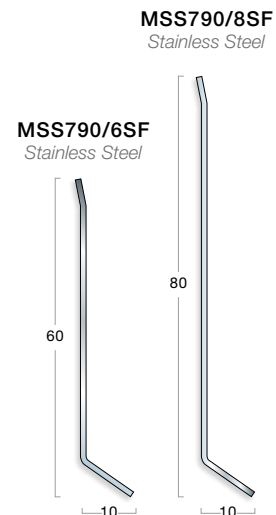
Note: All accessories are supplied in packs of 4 except for End Caps which are supplied as 4 sets of 2 (one left hand and one right hand)

* Note: Additional finishes are available on request subject to minimum quantities and lead times.

MSS790 Stainless Steel Skirtings



Description	Stainless steel satin finish
Application	Ideal for use in areas where a modern hi-tech finish is required. Designed to be installed on top of the floorcoverings. The capped toe design of the profile allows wall-to-floor expansion gaps to be hidden when installed with tiled floorcoverings.
Profiles	Supplied in 2.7m lengths.



Metal accessories in a satin finish are available for the MSS790 profiles for neat finishing on-site.

Skirting Profile	Height	Finish	End Caps	Junction	External Corner	Internal Corner
MSS790/8SF	80mm	Satin	MSS790/8MPS	MSS790/8MGS	MSS790/8MES	MSS790/8MIS
MSS790/6SF	60mm	Satin	MSS790/6MPS	MSS790/6MGS	MSS790/6MES	MSS790/6MIS

Note: All accessories are supplied in packs of 4 except for End Caps which are supplied as 4 sets of 2 (one left hand and one right hand)

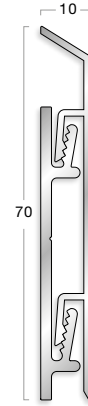
Metal Skirtings - Modern Hi-Tech Finishing

MAS95 Interlocking Aluminium Skirtings

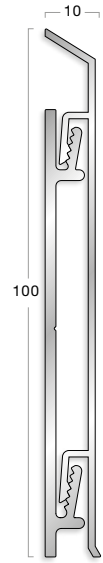


Description	Silver anodised aluminium with interlocking aluminium fixing brackets.
Application	Ideal for use in areas where a modern finish is required. Design allows low voltage (computer & telephone) cables to be hidden behind the skirting profile.
Profiles	Supplied in 2m lengths. 3 fixing brackets supplied per length.

MAS95/7SF
Silver Anodised Aluminium



MAS95/10SF
Silver Anodised Aluminium



Accessories are available for the MAS95 profiles for neat finishing on-site. These are supplied in silver finish PVC-u to co-ordinate with the aluminium skirting profiles.

Skirting Profile	Height	Finish	End Caps	Junction	External Corner	Internal Corner
MAS95/10SF	100mm	Silver	MAS95/10P	MAS95/10G	MAS95/10E	MAS95/10I
MAS95/7SF	70mm	Silver	MAS95/7P	MAS95/7G	MAS95/7E	MAS95/7I

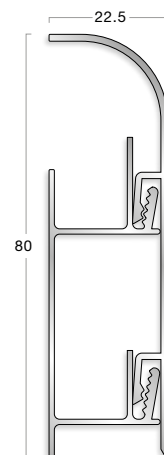
Note: All accessories are supplied in packs of 4 except for End Caps which are supplied as 4 sets of 2 (one left hand and one right hand)

MAS97 Interlocking Aluminium Skirting



Description	Silver anodised aluminium with interlocking aluminium fixing brackets.
Application	Ideal for use in areas where a modern finish is required. Design allows low voltage (computer & telephone) cables to be hidden behind the skirting profile.
Profiles	Supplied in 2m lengths. 3 fixing brackets supplied per length.

MAS97/8SF
Silver Anodised Aluminium



Accessories are available for the MAS97 profiles for neat finishing on-site. These are supplied in silver finish PVC-u to co-ordinate with the aluminium skirting profiles.

Skirting Profile	Height	Finish	End Caps	Junction	External Corner	Internal Corner
MAS97/8SF	80mm	Silver	MAS97/8P	MAS97/8G	MAS97/8E	MAS97/8I

Note: All accessories are supplied in packs of 4 except for End Caps which are supplied as 4 sets of 2 (one left hand and one right hand)

Dimensions shown are nominal. Illustrations are 70% size in mm. Products subject to minor design alterations without notice.



Section 5

Associated Products for Stairs & Floors

Information on Gradus products that are typically associated with stairs and surrounding areas: slip-resistant surface finishes, tactile surface and cable ducts.

Stairtile™ - Slip-Resistant Flooring



Description

Stairtile is a rubber composite material designed to provide a hard-wearing, slip-resistant finish for stairs and floors. It can be installed in a wide range of applications such as shopping centres, car parks and other high usage circulation areas. It can be used as a complete stair covering or as an insert set into terrazzo, wood and concrete. Stairtile is suitable for use in both internal and external applications and is available in a choice of 4 colours.

When using Stairtile strips on step edges, in order to ensure that the guidance in The Building Regulations 2010: Approved Document M is followed, Gradus recommends a minimum width (front to back) of 50mm to ensure a sufficient degree of colour contrast is achieved. Stairtile must be set as close to the leading edge of the step as possible. Discs not suitable for step edges.

Profile Information

Available in a choice of 2 gauges

- 6.5mm sanded finish - typically supplied to ready-prepared floor finishes
- 8.0mm sanded finish - typically supplied where further site finishing is required
- To ensure slip-resistant properties are maintained, any build up of contaminants such as grease must be managed using a thorough and regular cleaning regime
- Discs not suitable for step edges as they do not form a solid band as recommended

Installation Advice

- Rebated product fitted with epoxy adhesive and screws
- Can be supplied pre-drilled (minimum profile width 20mm). Screw head cover plugs supplied
- Cast-in products require no mechanical fixing
- Can be installed using Gradus Grip - see page 13



Visit: www.gradus.com to download: AutoCAD drawings, Gradus & NBS Specifications, Cleaning & Maintenance, Installation Guidelines and Health & Safety Data Sheets.

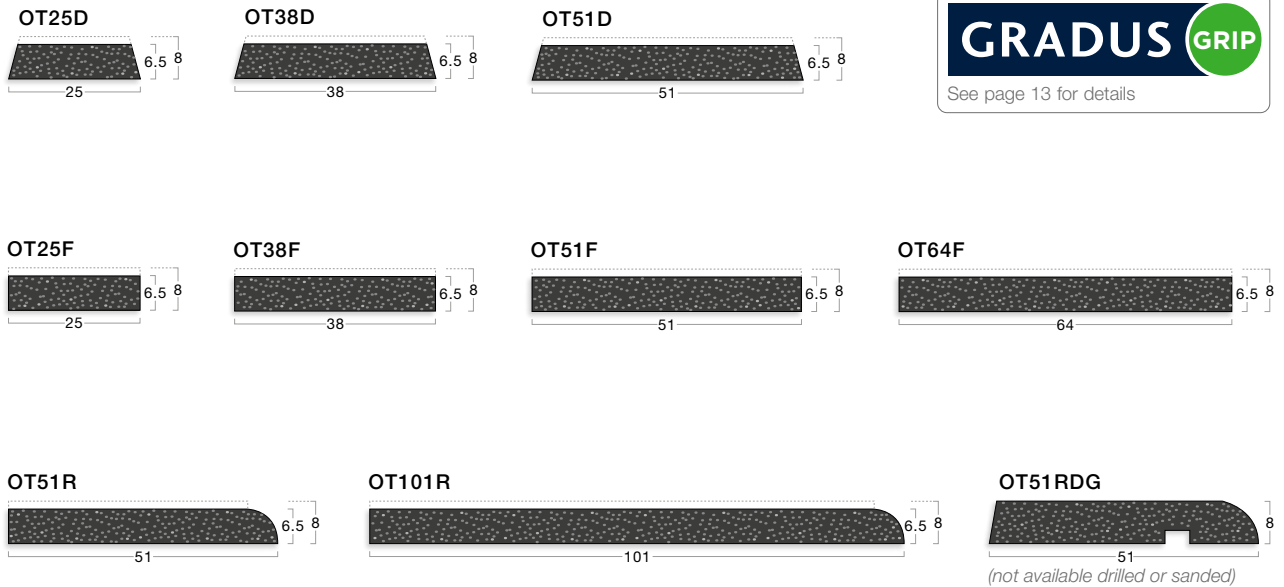
Stairtile™ - Slip-Resistant Flooring



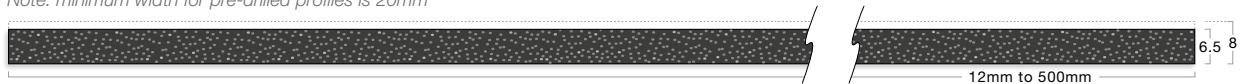
Material	Rubber composite
Application	Typically used with concrete, terrazzo, wood, stone and marble
	OT/F profiles are rebated into existing steps OT/D and OT/RDG profiles are pre-cast into new steps OT/R profiles can be rebated as a step edge Discs not suitable for step edges as they do not form a solid band as recommended.
Profiles	Dimensions shown are nominal. Illustrations are 70% size in mm. Products subject to minor design alterations without notice.

Potential for Slip
Dry Conditions Low (PTV >36)
Wet Conditions Low (PTV >36)
Tested using the pendulum tester (see figure 2 on page 159 for details).

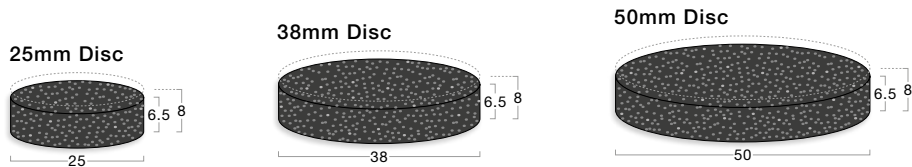
Stairtile strips




OTD, OTF, OTR and OTRDG
Available in any width from 12mm to 500mm
Note: minimum width for pre-drilled profiles is 20mm



Stairtile discs



Colour options



For an accurate colour match a physical product sample should be requested.

Cable Ducts - Cable Management



Description

Cable Ducts combine the principle of Gradus Clip-Top functionality with the added benefit of securing loose or trailing light duty cables such as computer cables. The Workplace (Health, Safety and Welfare) Regulations 1992 recommends that “floors should be suitable, in good condition and free of obstructions. Traffic routes should be organised so that people can circulate safely”. Trailing cables should be avoided, and where appropriate the use of cable ducts can help to securely fix cables and prevent accidents, whilst also preventing damage to vital cables.

Profile Information

- Reduces the risk of accidents for pedestrian traffic by providing a safe link between floorcoverings
- Ideal for use in typical office environments, cable ducts can either be set in to the carpet to achieve a flush finish (TD series) or fitted on top of the floorcovering (RD series and CD), ideal where a semi-permanent solution is required. All cable duct profiles, with the exception of CD65 (a one-piece flexible profile), are supplied as separate tops and bases manufactured from PVC-u which clip together to form the cable duct
- Suitable for interior use
- Choice of 4 colours
- Suitable for most light to medium pedestrian traffic applications e.g. offices

Installation Advice

- Examples of typical installations using Cable Ducts are shown on the opposite page

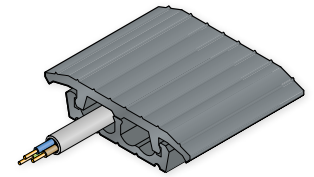


Visit: www.gradus.com to download: AutoCAD drawings, Gradus & NBS Specifications, Cleaning & Maintenance, Installation Guidelines and Health & Safety Data Sheets.

Cable Ducts - Cable Management



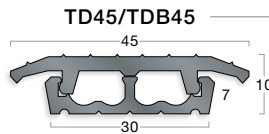
Tops	RD and TD series PVC-u; CD series pvc
Bases	PVC-u
Application	Most interior environments. Suitable for light to medium pedestrian traffic
Profiles	Dimensions shown are nominal. Illustrations are 70% size in mm. Products subject to minor design alterations without notice.



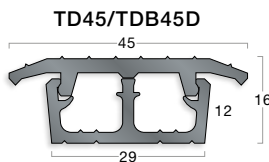
TD45/TDB45

Flush Finish (set in to carpet)

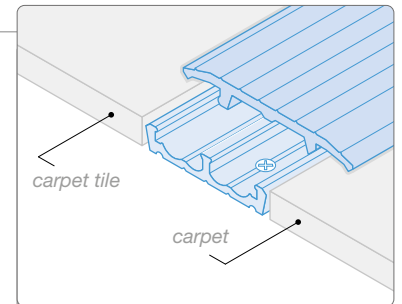
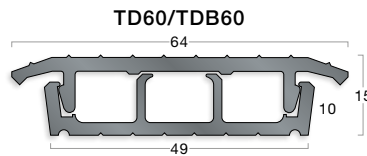
Provides transition between carpets and carpet tiles.



Provides transition between carpets and carpet tiles.



Provides transition between carpets and carpet tiles.

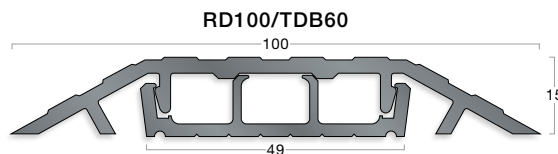


Typical example: TD45/TDB45 carpet tile to carpet.

TDB45, TDB45D and TDB60 contain up to 100% recycled content.

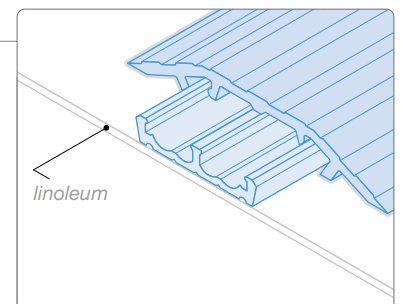
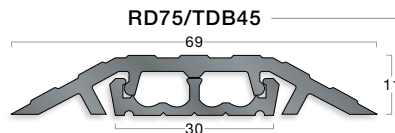
Surface Mounted

For surface fixing on top of floorcoverings.



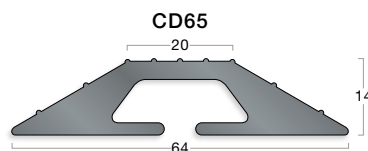
RD profiles are typically used with hard floorcoverings. For guidelines on use with carpet contact Technical Support.

For surface fixing on top of floorcoverings.



Typical example: RD75/TDB45 surface mounted to linoleum.

For surface mounting on top of floorcoverings.



Colour options

Black	NCS: 7502-B	Brown	NCS: 6010-Y70R	Granite	NCS: 6502-R	Dove	NCS: 5000-N

For an accurate colour match a physical product sample should be requested.

Safety Track™ - Slip-Resistant Finish



Description

Safety Track is a slip-resistant surface finish that can be used on ramps, walkways or anywhere where a risk of slip exists. Safety Track consists of a silicone carbide resin carrier with a self adhesive backing.

Availability

- Available in wide choice of sizes and configurations including rolls, cleats, tiles and stair treads
- Rolls are available to be cut to bespoke sizes. Cleats, tiles and stair treads are supplied cut to size with radius corners

Roll Size	25mm x 18m	1" x 60'
	51mm x 18m	2" x 60'
	102mm x 18m	4" x 60'
	153mm x 18m	6" x 60'
	305mm x 18m	12" x 60'
	609mm x 18m	24" x 60'
Cleats	153mm x 609mm	6" x 24"
Tiles	140mm x 140mm	5½" x 5½"
Stair Treads	20mm x 609mm	¾" x 24"
Primer	One Litre Tin	
Edge Fix	Tube (5oz)	

Information

- Suitable for interior and exterior use
- Resistant to most common chemicals
- Suitable for use on most substrates including concrete, stone, terrazzo, wood etc. (surfaces should be primed prior to application with Safety Track primer)
- Available in Black (LRV: 4.58)
- Ideal for use on:
 - Ramps
 - Walkways
 - Gantries
 - Landings
 - Plant and Machinery
 - Emergency Service Vehicles
 - Commercial and Agricultural Vehicles
 - Marine Decking

Installation Advice

- Surfaces must be fully prepared; clean, flat, even and free from any oil, moisture or dust
- Primer is available in 1 litre tins (approximate coverage 5sq/m per tin) to assist with surface preparation. Where there is a danger of water penetration e.g. outdoor locations or other wet areas the use of Edge Fix sealant is recommended. Edge Fix sealant is supplied in 5oz tubes. Maximum adhesive strength is reached after 48 hours. Safety Track should not be installed at temperatures below 5°C
- On steps, apply Safety Track 12mm to 15mm from the step edge to prevent edge curl and premature wear.

Section 6

Appendix

The Gradus Guarantee	158
Testing	159
Cleaning & Maintenance	159
Specification Guidelines	
<i>Colour & Contrast / Light Reflectance Values</i>	
Project Rainbow	160
BS 8300-2:2018 and	
The Building Regulations 2010: Approved Document M	160
Light Reflectance Values (LRVs) explained	161
How to Measure LRVs	161
What the colour & contrast guidelines mean for	
Gradus flooring accessories	161
Guide to matching PVC-u Hardnose™	
channel to insert colours for visual contrast	162
<i>The Building Regulations and British Standards</i>	
<i>specifying the right Gradus product</i>	
BS 8300-2:2018	162
BS 9266:2013	164
The Building Regulations 2010 - Approved Document K	165
The Building Regulations 2010 - Approved Document M	166
BS 5395-1:2010	167
UK Slip Resistance Group	167
BRE Information Paper IP15/03 - Research and Guidelines	168
Useful Information	
The Gradus Knowledge	169
Fundamentals	170
A Guide to Inclusive Design	174
Product Index	176



Gradus Guarantee

All Gradus products are designed to meet the latest UK building regulations. Accessibility to buildings, as well as the provision of an inclusive environment for all, is now a requirement of The Building Regulations (ADM & ADK), BS 8300-2:2018, BS 9266:2013 & BS 5395-1:2010. Gradus actively seeks the advice of RNIB Access Consultancy Services and The Centre For Accessible Environments, and has consulted directly with Communities & Local Government (formerly the Office of the Deputy Prime Minister). Gradus is confident that all stair edgings, pvc skirtings and transition strips meet the necessary standards and, as such, building owners and specifiers can use Gradus Accessories with confidence.

Testing

- All inserts are tested for: Slip-resistance, surface roughness, chemical and bacterial/fungal resistance
- Wear test independently carried out by SATRA using the Taber Abrader Method and classified in accordance with the results shown in Figure 1
- Slip-resistance tests have been undertaken using the pendulum tester (see Figure 2). All Gradus inserts achieve a PTV of >36 to offer a low risk of slip (see Figure 1).

Figure 1.

	Composition	Environment	Slip Potential	Stair Edging Compatibility
Xtra-grip & Xtra-grip Plus	Pvc with Mineral Aggregate	Interior Dry or Wet Conditions	Dry Conditions Low Wet Conditions Low	Aluminium, Bronze, PVC-u XT & Traditional
Interior	Pvc with Natural Mineral Fillers	Interior Dry Conditions	Dry Conditions Low	Aluminium, Bronze, PVC-u XT, Traditional & Elite
Standard Exterior	Glass Reinforced Polyester with Fused Alumina	Internal or External Conditions	Dry Conditions Low Wet Conditions Low	Aluminium, Bronze Traditional
Heavy-Duty Exterior	Glass Reinforced Polyester with Fused Alumina	Internal or External Conditions	Dry Conditions Low Wet Conditions Low	Aluminium Trans-Edge TEX
Stairtile	Rubber Composite with Aggregate Fillers	Internal or External Conditions	Dry Conditions Low Wet Conditions Low	n/a

Wear Classification *	<p>Xtra-grip, Xtra-grip Plus, Interior and Stairtile inserts achieve wear classifications of: Group T – Class 34 – Commercial Very Heavy Group T – Class 43 – Light Industrial Heavy</p> <p>* Stairtile and Interior (standard, grained, Elite) tested to BS EN 660-2:1999 and assessed against the requirements of BS EN 649:1997. Xtra-grip and Xtra-grip Plus tested to BS EN 13845:2005 – 50,000 cycles.</p> <p>Heavy Duty Exterior and Standard Exterior - accelerated wear test using a SATRA Pedatron</p>
------------------------------	--

Figure 2.

Pendulum Test Value (PTV)	Slip Potential
0 - 24	High Slip Potential
25 - 35	Moderate Slip Potential
36+	Low Slip Potential

BS 8300-2:2018 - a PTV of at least 36 is required irrespective of wet or dry conditions (see page 163)

Cleaning & Maintenance

A planned cleaning and maintenance programme is crucial to help maintain the performance and visual appearance of Gradus stair edgings and to maximise the lifespan of the products. Trained cleaning staff or a reputable contract cleaner should be used.

Gradus has worked with Selden Research to undertake extensive testing on all Gradus stair edgings. As a result, the method of cleaning and a range of cleaning products have been recommended for use with Gradus stair edgings in a variety of environments.

Cleaning and maintenance information for all Gradus stair edgings is available from: www.gradus.com

For further information about recommended cleaning products, including instructions for use and COSHH data sheets, contact:

Selden Research Limited, Staden Business Park, Buxton, Derbyshire SK17 9RZ
Tel: 01298 26226 Email: gradus@selden.co.uk Website: www.selden.co.uk

Specification Guidelines

Colour & Contrast / Light Reflectance Values

Colour and contrast within the built environment affects accessibility of all building users, in particular those with a visual impairment.

Project Rainbow

A research project carried out by Reading University in conjunction with the Royal National Institute of Blind People (RNIB), The Guide Dogs for the Blind Association (GDBA) and ICI Paints first examined the use of colour contrast to aid navigation around the building and identified that highlighting critical surfaces and special features can provide the basis for wayfinding for visually impaired people. The 'Colour Contrast & Perception' document produced by Reading University uses light reflectance values (LRVs) to measure colour and contrast in products/surfaces and determines whether or not a suitable contrast has been achieved between surfaces.

The findings from Project Rainbow identified the following:

Special Features:

Identified as areas that need to be highlighted to allow a building to be used effectively by visually impaired people, i.e. stair edgings, handrails and door opening furniture.

'Special features are additional areas, smaller than critical features, that need to be highlighted to allow the building to be used more easily by visually impaired people. Such features include sanitary ware, handrails, door handles, finger plates, switches, socket outlets, and stair nosings etc, all of which should be contrasted against the background against which they will be seen. Smaller items such as these will need a greater colour difference from their surroundings in order to be identified.'

Trim:

'Special attention is needed to those items used in an internal environment to improve the decorative appeal and overall finish of an interior. Such items, which include coving, skirting, architrave, dado rail etc, should be decorated in colours used on larger critical surfaces.'



✗ Critical surface:
patterned carpet and no stair edgings - staircase looks like a ramp



✓ Special features:
stair edgings are a different colour and luminance to the flooring to define step edges



✓ Special features:
skirting is the same colour as the wall

BS 8300-2:2018 and The Building Regulations 2010: Approved Document M

British Standard BS 8300-2:2018 states that light reflectance values (LRVs) are used to assess visual contrast using the method of measurement detailed in BS 8493:2008+A1:2010. Approved Documents M (ADM) & K (ADK) directly refers to colour and contrast in the definitions section, stating:

'Contrast visually, when used to indicate the visual perception of one element of the building, or fitting within the building, against another means that the difference in light reflectance value between the two surfaces is greater than 30 points.'

ADM then refers to Colour, Contrast & Perception - Design Guidance for Internal Built Environments, Reading University (Project Rainbow).

Light Reflectance Values (LRVs) explained

Reflectance is the proportion of light that a surface reflects compared to the amount of light that falls on the surface. An LRV is a value given to a surface to denote the amount of light reflected. Therefore, as many people with a visual impairment can perceive light and dark, LRVs are a suitable method to measure contrast.

LRVs are marked on a scale of 1 to 100 depending on the percentage of light reflected. Dark, matt and/or textured surfaces absorb a large amount of light and, therefore, have low reflectance values. On the other hand, light, glossy and/or smooth surfaces reflect the majority of light that falls on them and have high reflectance values.

Light Reflectance Scale

In order to achieve a suitable contrast between different surfaces, Project Rainbow and ADM recommend that there is at least a 30 point (not 30%) difference in the LRVs of the two surfaces.



How to Measure LRVs

The British Standard [BS 8493:2008+A1:2010](#) specifies the method of test to determine the light reflectance value (LRV) of different surfaces of materials, including preparation of specimens in standardised conditions and results put into a test report. [All relevant Gradus products have been measured using the CIE Y value and a test report is available upon request.](#)

Previous to this standard being published, two widely used methods of measurement had been used - the CIE L value (fluorescent light) and the CIE Y value (natural daylight), causing confusion and potentially dangerous specifications. [This standard has adopted the CIE Y value as the single consistent method of measurement for LRVs that is to be used across all industries.](#)

What the colour & contrast guidelines mean for Gradus flooring accessories:

Stair Edgings

[BS 8300-2:2018](#): 'Each step nosing should incorporate a durable permanently contrasting continuous material for the full width of the stair on both the tread and the riser to help people who are blind or partially sighted appreciate the extent of the stair and identify individual treads. The contrasting material should extend 50mm to 65mm in width from the front edge of the tread and 30mm to 55mm from the top of the riser, and should contrast visually with the remainder of the tread and riser.'

[ADM](#): 'All nosings are made apparent by means of a permanently contrasting material 55mm wide on both the tread and the riser.'

[Colour, Contrast & Perception \(Project Rainbow\)](#): 'The nosing of every step in a flight of stairs should be adequately colour or luminance contrasted with the remainder of the step and the floor coverings adjacent to the top and bottom of the flight.'

Skirtings

[BS 8300-2:2018](#): 'To avoid giving the wrong impression about the size of a room, skirtings should have the same LRV as the wall so that the junction between the skirting and the floor marks the extent of the room.'

[Colour, Contrast & Perception \(Project Rainbow\)](#): 'Skirting should be either decorated the same colour as the wall, the same colour as the floor or, if different to one or the other or both, must be decorated in a colour which highlights even further the junction.'

Permission to reproduce extracts from British Standards is granted by BSI Standards Ltd (BSI). No other use of this material is permitted. British Standards can be obtained in PDF or hard copy formats from the BSI online shop: www.bsigroup.com/Shop

Guide to matching PVC-u Hardnose™ channel to insert colours for visual contrast

HARDNOSE™ CHANNEL			INSERT AVAILABILITY							
		LRV	Xtra-grip	LRV	Xtra-grip Plus	LRV	Interior Standard	LRV	Interior Grained	LRV
■	Black	4.99	Onyx	4.52	Asphalt	4.52	Jet	4.56	Black	6.47
■	Ink	5.40	Neptune	5.03	Shark	5.03	Ink	4.96	-	-
■	Burgundy	5.89	-	-	-	-	Burgundy	5.70	-	-
■	Evergreen	6.63	-	-	-	-	Evergreen	6.69	-	-
■	Midnight	6.77	-	-	-	-	Midnight	6.56	-	-
■	Brown	7.15	Umber	5.71	Bark	5.71	Coffee	6.05	Brown	12.13
■	Bluebell	9.76	-	-	-	-	Ocean	8.00	-	-
■	Granite	11.69	Graphite	12.56	Mercury	12.56	Lead	12.77	Granite	13.44
■	Dove	26.19	Quarry	24.71	Smoke	24.71	Steel	26.99	Dove	23.40
■	Linen	37.50	-	-	-	-	Linen	38.59	-	-
■	Glacier	42.73	Concrete	37.44	Dusk	37.44	Glacier	42.09	-	-
■	Clay	51.53	-	-	-	-	Clay	47.97	-	-
■	Sky	55.38	Surf	43.58	Air	43.58	Sky	52.63	-	-
■	Canvas	55.43	Pumice	46.83	Sandstone	46.83	Canvas	53.27	-	-
■	Jade	55.54	Bamboo	45.84	Prairie	45.84	Jade	53.98	-	-
■	Wisp	56.62	-	-	-	-	Wisp	58.17	-	-
■	Buttercup	62.62	Ochre	49.97	Citrine	49.97	Buttercup	55.54	-	-
■	Snowdrift	80.54	Frost	66.51	Calcite	66.51	Snowdrift	83.77	-	-

Specification Guidelines

The Building Regulations and British Standards specifying the right Gradus product

The Building Regulations and British Standards are designed to ensure the optimum specification of products through a combination of legislative requirements and guidance. The following extracts have been taken from The Building Regulations 2010 and British Standard BS 8300-2:2018, BS 9266:2013, BS 5395-1:2010 and show how Gradus products can be used to help satisfy these requirements, and help achieve an inclusive environment in line with the Equality Act 2010. For further details on this or any other aspect of The Building Regulations and British Standards contact Gradus Technical Services on 01625 428922. Guidance varies internationally, please refer to the relevant countries' building standards (or equivalent) before specification.

[Extracts shown below represent examples of good practice.](#)

BS 8300-2:2018

Design of an accessible and inclusive built environment Part 2 : Buildings - code of practice

Guidance on Stair Edgings

10 Vertical movement

10.1 Steps and stairs

10.1.4 Identification and slip resistance of nosings

Each step nosing should incorporate a durable, permanently contrasting continuous material for the full width of the stair on both the tread and the riser to help people who are blind or partially sighted appreciate the extent of the stair and identify individual treads ❶. The contrasting material should extend 50 mm to 65 mm in width from the front edge of the tread and 30mm to 55mm from the top of the riser, and should contrast visually with the remainder of the tread and riser ❷.

NOTE 1 Particular care is needed to ensure that there is adequate contrast between nosings and landings ❶.

NOTE 2 Nosing that wraps around the riser might assist people who are blind or partially sighted ❸.

NOTE 3 A proprietary nosing can provide a durable solution that satisfies both visual contrast and slip resistance criteria (see BRE IP 15/03).

The whole tread or the nosing should incorporate a slip-resistant material.

NOTE 4 Guidance on slip resistance of surfaces is given in Annex C.

Surface material tread and risers should be free from patterning.

NOTE 5 It is beneficial that surface material at landings and floors contrasts with surface material of stairs, subject to maintaining visual contrast at top and bottom nosings.

① All Gradus stair edging colours have been measured to provide Light Reflectance Values (LRVs)* in order to provide the specifier with information to ensure that suitable contrast is achieved with the surrounding stair material. PVC-u Hardnose stair edgings can provide an ideal solution as channel and insert colours can be matched to contrast with the tread and riser (see pages 40 to 45).

* These values have been determined using the CIE Y value, in accordance with BS 8493:2008+A1:2010 – see pages 160 to 161 for further details.

② The profile dimensions stated are guidance only and other factors should be taken into consideration when specifying stair edgings such as step dimension and type and frequency of traffic. However, a large proportion of Gradus stair edgings fall between the dimensions stated, including the XT range (see pages 21 to 22 and 41 to 42).

③ The XT range of stair edgings features a slip-resistant PVC insert that extends around the leading edge of the profile to ensure that foot contact is always made with the slip-resistant element of the stair edging, providing the ideal solution for reducing the risk of slips, trips and falls on stairs in line with BRE recommendations. The XT range is available in aluminium (see pages 21 to 22) and PVC-u Hardnose (see pages 41 to 42).

10 Vertical movement

10.1 Steps and stairs

10.1.7 Surface materials

The surface materials used for internal steps and stairs should be chosen to be easy to maintain and as slip-resistant as possible, especially if surfaces are likely to become wet due to location or use, or if spillage occurs.

NOTE 1 Advice and further references on slip resistance of surfaces are given in Annex C.

A choice of slip-resistant insert materials is available for all Gradus stair edgings. Xtra-grip and Xtra-grip Plus inserts have been specifically designed to reduce the risk of slip in internal wet areas or where spillages are likely to occur (see page 14 for advice on specifying the most suitable insert).

Annex C Slip potential characteristics of treads, ramp surfaces and floor finishes

C.2 Slip resistance

The following indices are used to indicate the slipperiness of surfaces:

a) pendulum test values (PTVs) obtained using a pendulum tester in line with BS 7976-2;

b) surface micro roughness (Rz) measurements using a stylus instrument in accordance with BS 1134.

Detailed information on assessing slip resistance, together with a table illustrating common surface materials and their dry and wet slip resistance values (SRV), also known as pendulum test values (PTV), can be found in BS 5395-1:2010, Clause 7.

NOTE Depending on the precise nature of the wearing surface, seemingly similar products made from the same material can be totally different in terms of their slip potential characteristics.

C.4 Step nosings

Where slip resistance is required for nosings and treads, the slip resistance needs to be equivalent to that expected for level surfaces. A PTV greater than 36 is considered to be suitable, as pushing and turning are unlikely on stairs. On existing nosings, the slip resistance of step nosings are generally expressed by their Rz roughness value as PTV is difficult to measure. In such cases a roughness Rz value of 20 µm is considered to be suitable.

All Gradus stair edging inserts are tested for slip-resistance using the pendulum tester – all inserts have a low slip potential (inserts measured in dry conditions - PTV of >36; inserts measured in wet conditions – PTV of >36). All inserts are also tested for wear, surface roughness, chemical resistance and bacterial/fungal resistance (see page 159 for further details).

Guidance on Skirtings

11 Surface finishes

11.1 Visual characteristics

The LRV of a wall should be 30 points different from that of the ceiling and of the floor. To avoid giving the wrong impression about the size of a room, skirtings should have the same LRV as the wall so that the junction between the skirting and the floor marks the extent of the room, except where coved skirtings are used, where the skirting should have the same LRV as the floor and should extend not more than 100mm above finished floor level.

All Gradus skirting colours have been measured to provide Light Reflectance Values* in order to provide the specifier with information to ensure that the skirting can be matched to the wall and contrast with the floor.

* These values have been determined using the CIE Y value, in accordance with BS 8493:2008+A1:2010 – see pages 160 to 161 for further details.

Permission to reproduce extracts from British Standards is granted by BSI Standards Ltd (BSI). No other use of this material is permitted. British Standards can be obtained in PDF or hard copy formats from the BSI online shop: www.bsigroup.com/Shop

Design of accessible and adaptable general needs housing - Code of Practice.

The requirements of a dwelling's occupants can change as a result of accident, illness or ageing, giving rise to reduced mobility or increasing sensory loss. In order to meet these changing requirements, homes need to be accessible and adaptable; accessible for both visitors and residents and adaptable to meet residents' changing needs both temporary and longer term.

The standard outlines recommendations for design features which can be incorporated when the dwelling is first built, or have provision made at the outset for their future adaptation. This helps reduce the need for expensive or disruptive alterations or substantial adaptations in the future.

This British Standard gives recommendations for methods of selection, planning, installation and maintenance for both stair nosings and barrier matting. Gradus advice and recommendations are [shown in blue text](#).

Guidance on Stair Edgings

6 External access routes

6.8 Steps on access routes

6.8.1 Stepped access routes to individual houses

All step nosings should incorporate a permanently contrasting continuous material for the full width of the stair on both the tread and the riser. The material should contrast visually with the remainder of the tread and riser ❶.

❶ All Gradus stair edging colours have been measured to provide Light Reflectance Values (LRVs)* in order to provide the specifier with information to ensure that suitable contrast is achieved with the surrounding stair material. PVC-u Hardnose stair edgings (see pages 40 to 45) can provide an ideal solution for internal applications as channel and insert colours can be matched to contrast with the tread and riser.

*These values have been determined using the CIE Y value, in accordance with BS 8493:2008+A1:2010 - see pages 160 to 161 for further details.

NOTE 2 A contrasting nosing at the junction between tread and riser might assist people with a visual impairment.

NOTE 3 Further information on the design of steps, and on visual contrast, refer to BS 8300-1:2018, BS 8300-2:2018

6.8.2 Stepped access routes to blocks of flats

All step nosings should incorporate a permanently contrasting continuous material for the full width of the stair on both the tread and the riser, to help people with a visual impairment appreciate the extent of the stair and identify individual treads ❶.

❶ All Gradus stair edging colours have been measured to provide Light Reflectance Values (LRVs)* in order to provide the specifier with information to ensure that suitable contrast is achieved with the surrounding stair material. PVC-u Hardnose stair edgings (see pages 40 to 45) can provide an ideal solution for internal applications as channel and insert colours can be matched to contrast with the tread and riser.

*These values have been determined using the CIE Y value, in accordance with BS 8493:2008+A1:2010 - see pages 160 to 161 for further details.

The material should be 50 mm to 65 mm wide on the tread and 30 mm to 55 mm on the riser, and should contrast visually with the remainder of the tread and riser ❷.

❷ The profile dimensions stated are guidance only and other factors should be taken into consideration when specifying stair edgings such as step dimension and type and frequency of traffic. However, a large proportion of Gradus stair edgings fall between these dimensions stated, including the XT range (see pages 21 to 22 and 41 to 42) for internal use and the TEX range of heavy duty stair edgings (see page 33) suitable for external use.

The whole tread and the nosing should incorporate a slip-resistant material, starting as close as practicable to the front edge of the nosing and extending the full width and depth of the tread ❸.

❸ Gradus offer a Heavy-Duty Stair & Floor system suitable for heavy traffic exterior and interior environments (see page 35). The system features stair edgings and tread plates for use on stairs and sheet material for use as a floorcovering on landings and walkways to help reduce the risk of slips and trips in the most demanding environments.

NOTE 1 A proprietary nosing can provide a durable solution that satisfies both visual contrast and slip resistance criteria (see BRE IP 15/03 [12]).

NOTE 2 Further information on slip resistance is given in BS 8300-1:2018, BS 8300-2:2018

8 Communal areas within blocks of flats

8.2 Design of common steps and stairs

The design of common steps and stairs should conform to 6.8.2

Continued...

Guidance on light reflectance values

8.5 Visual contrast between surfaces or building elements

Differences in light reflectance value (LRV) should be used to assess the degree of visual contrast between surfaces such as floors, walls, doors and ceilings, and between key fittings/fixtures and surrounding surfaces.

NOTE

Relevant LRV differentials and methods of LRV measurement are provided in BS 8300-1:2018, BS 8300-2:2018 - Annex B.

Visual contrast is used to indicate the visual perception of one element of the building, or fitting within the building, against another to ensure the difference in light reflectance value between the two surfaces is greater than 30 points. All Gradus stair edging colours have been measured to provide Light Reflectance Values* in order to provide the specifier with information to ensure that suitable contrast is achieved with the surrounding stair material. *These values have been determined using the CIE Y value, in accordance with BS 8493:2008 - see pages 160 to 161 for further details.

Permission to reproduce extracts from British Standards is granted by BSI Standards Limited (BSI). No other use of this material is permitted. British Standards can be obtained in PDF or hard copy formats from the BSI online shop: www.bsigroup.com/Shop or by contacting BSI Customer Services for hard copies only: Tel: +44 (0) 845 086 9001, Email: cservices@bsigroup.com

The Building Regulations 2010 - Approved Document K 2013 edition

Protection from falling, collision and impact

This approved document takes effect on 6th April 2013 for use in England. Current building standards should be checked at time of specification for Wales, Scotland and Northern Ireland.

Approved documents are intended to provide guidance. The main points relating to stairs that are detailed in Approved Document K are shown below with supporting recommendations by Gradus [shown in blue text](#).

K1 Stairs and ladders

Construction of steps

For buildings other than dwellings

1-7 For steps apply the following guidance.

- a. Make step nosings apparent: use material that will contrast visually, a minimum of 55mm wide, on both the tread and the riser.

For common access areas in buildings that contain flats

1-10 Provide a stair with steps that comply with the following guidance.

- a. Make step nosings apparent: use material that will contrast visually, 50mm to 65mm wide on the tread and 30mm to 55mm on the riser.

All Gradus stair edging colours have been measured to provide Light Reflectance Values (LRVs)* in order to provide the specifier with information to ensure that suitable contrast is achieved with the surrounding stair material. PVC-u Hardnose stair edgings can provide an ideal solution as the channel and insert colours can be matched to contrast with the tread and riser (see pages 40 to 45).

*These values have been determined using the CIE Y value in accordance with BS 8493:2008+A1:2010 - see pages 160 to 161 for further details.

The profile dimensions stated are guidance only and other factors should be taken into consideration when specifying stair edgings such as step dimension and type and frequency of traffic. However, a large proportion of Gradus stair edgings fall within the dimensions stated, including the XT range (see pages 21 to 22 and 41 to 42).

Source: Building Regulations - Protection from falling, collision and impact - Approved Document K - 2013 Edition. Crown Copyright material is reproduced with the permission of the Controller of HMSO and the Queen's Printer for Scotland.

The Building Regulations 2010 - Approved Document M

“Access to and use of buildings”

(2015 edition incorporating 2016 amendments – for use in England)

The latest version of Approved Document M is stated ‘for use in England’. Current building standards should be checked at time of specification for Wales, Scotland and Northern Ireland.

Approved Document M is split into two parts:

- Volume 1: Dwellings
- Volume 2: Buildings other than dwellings

Volume 1 refers to Approved Document K for specific guidance notes on stair edgings (detailed on page 165). The below abstracts of guidance are taken from Volume 2.

Building owners have a legal duty to ensure all people can gain access to and use a building and its facilities.

Approved documents are intended to provide guidance and much of the guidance in Approved Document M is based on BS 8300. The main points relating to stair and stepped access that are detailed in Approved Document M are shown below, with supporting recommendation by Gradus [shown in blue text](#).

Stepped Access

- 1-27 People with impaired sight risk tripping or losing their balance if there is no warning that steps provide a change in level.
[Use of a stair edging that contrasts with the surrounding tread/riser material will help to clearly define the step edge and warn of a change in level.](#)
- 1-29 Materials for treads should not present a slip hazard, especially when the surface is wet.
[Gradus provides a range of inserts for use in interior \(dry and wet\) and exterior conditions \(see page 14\).](#)
- 1-30 People should easily be able to appreciate where to place their feet by highlighting nosings and avoiding open risers.
[Use of a stair edging that contrasts with the surrounding tread/riser material will help to clearly define the step edge. Both the insert and channel of the stair edging should be of a suitable contrast to the surrounding floor finishes. ADM directly refers to colour contrast in the definitions section stating that:](#)

[‘Contrast visually, when used to indicate the visual perception of one element of a building, or fitting within the building, against another means that the difference in light reflectance value between the two surfaces is greater than 30 points.’](#)

[All Gradus stair edging colours have been measured to provide Light Reflectance Values* in order to provide the specifier with information to ensure that suitable contrast is achieved with the surrounding stair material.](#)

[*These values have been measured using the CIE Y value in accordance with BS 8493:2008+A1:2010. See pages 160 to 161 for further details](#)
- 1-33 (i) All nosings are made apparent by means of a permanently contrasting material 55mm wide on both the tread and the riser.
[The 55mm dimension detailed is guidance only and other factors should be taken into consideration when specifying stair edgings such as step dimension, type and frequency of traffic. Communities and Local Government \(formerly The Office of the Deputy Prime Minister\) also acknowledges that advice given by other expert bodies should be taken into consideration, for example the RNIB Access Consultancy Services who state that the ideal dimension for a stair edging is 55mm on the tread and 30-50mm on the riser, which takes into account lower risers where a 55mm stair edging may take up a large proportion of the riser surface and therefore could be confusing for partially sighted people. If 55mm profiles are required they are available in the Gradus range \(see pages 21, 25, 28, 33, 41, 42 and 43\).](#)

Entrance Lobbies

- 2-29 (e) floor surface materials within the lobby do not impede the movement of wheelchairs e.g. not coir matting, and changes in floor materials do not create a potential trip hazard.
[The majority of Gradus mats are suitable for use with wheelchairs.](#)
- 2-29 (f) the floor surface helps to remove rainwater from shoes and wheelchairs.
[A combination of Gradus primary and secondary barrier matting will help prevent the ingress of rainwater.](#)
- 2-29 (g) where matwells are provided, the surface of the mat is level with the surface of the adjacent floor finish.
[Gradus offers a range of matwell frames and primary barrier mats designed to work together to provide a smooth transition to the surrounding floor finish.](#)

Corridors and Passageways

- 3-12 In order to help people with visual impairment to appreciate the size of a space they have entered, or to find their way around, there should be a visual contrast between the wall and floor.
[Gradus skirting profiles are available in a wide choice of colours and will provide a suitable colour contrast, helping define where the floor ends and the wall begins.](#)

Source: *Building Regulations - Access to and use of buildings - Approved Document M - 2015 edition including 2016 amendments*. Crown Copyright material is reproduced with the permission of the Controller of HMSO and the Queen's Printer for Scotland.

Stairs – Part 1:

Code of practice for the design of stairs with straight flights and winders

This standard provides guidance or good practice in the design of stairs with straight flights and winders. Gradus advice and recommendations are [shown in blue text](#)

4 Safety

4.7 Marked nosings

On a normal-use stair, each step or landing nosing should incorporate a permanently contrasting material for the full width of the stair on both the tread and the riser to help blind and partially sighted people appreciate the extent of the stair and identify individual treads. The material should be 50 mm to 65 mm wide on the tread and 30 mm to 55 mm on the riser, and should contrast visually with the remainder of the tread and riser.

NOTE Advice on visual contrast can be found in BS 8300-1:2018, BS 8300-2:2018 - Annex B.

All Gradus stair edging colours have been measured to provide Light Reflectance Values (LRVs)* in order to provide the specifier with information to ensure that suitable contrast is achieved with the surrounding stair material. PVC-u Hardnose stair edgings can provide an ideal solution as channel and insert colours can be matched to contrast with the tread and riser (see pages 40 to 45).

*These values have been determined using the CIE Y value, in accordance with BS 8493:2008+A1:2010 – see pages 160 to 161 for further details.

The profile dimensions stated are guidance only and other factors should be taken into consideration when specifying stair edgings such as step dimension and type and frequency of traffic. However, a large proportion of Gradus stair edgings fall between these dimensions stated, including the XT range (see pages 21 to 22 and 41 to 42).

7 Slip resistance

Treads and landings should have a surface (and proprietary nosing, if provided) that does not become slippery in use.

Assessments in slip resistance should be undertaken using a combination of the following:

- Pendulum test value (PTVs) obtained using a pendulum tester in line with BS 7976-2; and
- Surface micro roughness measurements using a stylus instrument in accordance with BS 1134-1.

NOTE 1 Attention is drawn to the information found in the UK Slip Resistance Group Guidelines [6].

NOTE 2 Any flooring material providing sufficient slip resistance for use on the level, typically with a PTV greater than 36, is suitable for use on stairs.

PTV should be measured in the conditions to which the stair is likely to be exposed.

If strips or inserts are used to improve the slip resistance of steps and stairs, they should be fitted as close possible to the leading edge of the tread and should be of a contrasting colour/brightness. An Rz roughness of 20 µm or more is recommended. Such strips or inserts should be firmly fixed.

NOTE 9 For further information on proprietary nosings see BRE IP 15/03 [7].

All Gradus stair edging inserts are tested for slip-resistance using the pendulum tester – all inserts have a low slip potential (inserts measured in dry conditions - PTV >36; inserts measured in wet conditions – PTV >36). All inserts are also tested for wear, surface roughness, chemical resistance and bacterial/fungal resistance (see page 159 for further details).

The XT range of stair edgings features a slip-resistant pvc insert that extends around the leading edge of the profile to ensure that foot contact is always made with the slip-resistant element of the stair edging, providing the ideal solution for reducing the risk of slips, trips and falls on stairs in line with BRE. The XT range is available in aluminium (see pages 21 to 22) and PVC-u Hardnose (see pages 41 to 42).

Permission to reproduce extracts from British Standards is granted by BSI Standards Ltd (BSI). No other use of this material is permitted. British Standards can be obtained in PDF or hard copy formats from the BSI online shop: www.bsigroup.com/Shop

UK Slip Resistance Group



Gradus is a key contributor to the UK Slip Resistance Group, the leading independent authority on slip resistance in the UK that aims to promote greater understanding of the causes of and solutions to slips.

A new guide is now available entitled "What Makes Stairs Safer?" that offers an overview of the key aspects involved in creating safe internal stairs and aims to provide valuable, independent advice to anyone involved in the design, specification, construction, installation, fitting or maintenance of stairs.

For more information and to keep up-to-date with the latest developments, visit: www.ukslipresistance.org.uk

BRE - Research and Guidelines

BRE has published an information paper (ref. IP15/03) entitled "Proprietary nosings for non-domestic stairs". This paper provides guidance to designers and building managers on the best way to assess the types of proprietary nosings that should be provided on non-domestic stairs.

Gradus has combined the key findings of this report with in-house research and development, and as a result has developed the XT range of profiles.

Detailed below is an overview and summary of the key findings in the BRE information paper.


Overview

The study considered the dynamics of pedestrian stair use. Previous studies have shown that 80% of slips on stairs are likely to occur when users are descending the stairs. This usually occurs as a result of an overstep (i.e. when a substantial portion of the foot overhangs the tread). Therefore as the going (tread width) becomes narrower the likelihood of a slip incident becomes greater. Where the going is less than 300mm the risk of slip is increased. Most non-domestic stairs have a going of between 250mm and 280mm. The risk of slip is further increased if the tread surface is smooth, becomes wet or there is a lack of clear colour contrast at the step edge.

Conclusion

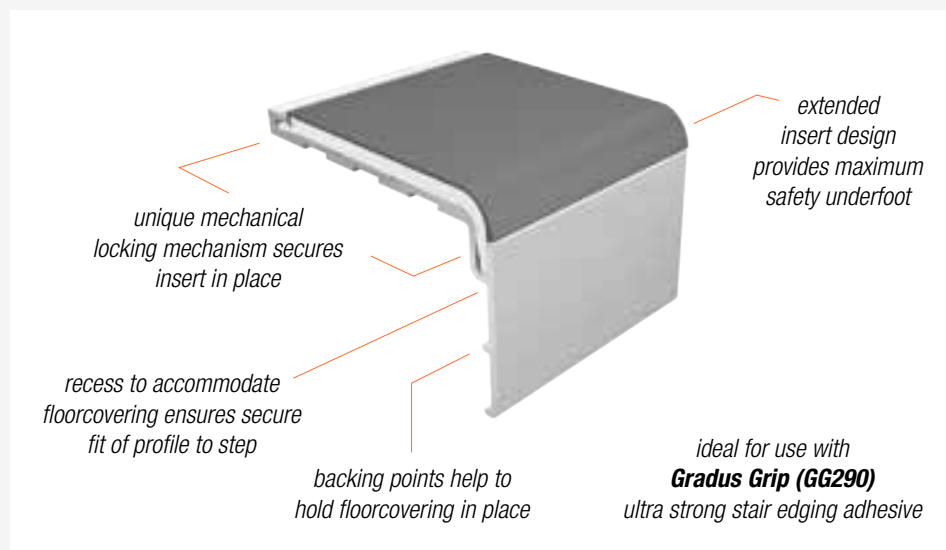
The application of a proprietary nosing may reduce the risk of slipping against the factors highlighted above. The proprietary nosing should incorporate a slip-resistant material that should extend to the point at which it meets the vertical face to minimise the risk of slip in descent. Proprietary nosings should all offer a colour contrast to clearly highlight the step edge.

Diagram to show how a typical overstep situation can occur when the going is less than 300mm.



Gradus recommendation

The XT range of stair edgings (see pages 21 to 22 and 41 to 42) offers a new edge in safety for stairs and has been developed to take into account the latest guidance contained in the BRE information paper IP15/03, BS 8300-2:2018 and in The Building Regulations 2010 - Approved Document M.



Extracts from BRE Information Paper IP15/03, Proprietary nosings for non-domestic stairs, copyright BRE, reproduced by permission. IP15/03 is available from IHS BRE Press, Bracknell RG12 8FB, www.ihsbrepres.com

The GRADUS Knowledge

CPD



Gradus is one of the original members of the RIBA CPD Providers Network and currently offers a full range of RIBA assessed and approved CPD seminars covering specification, legislation, safety, performance and aesthetics:

- The Specification & Design Considerations of Stair Edgings
- The Specification & Design Considerations or Barrier Matting Systems
- The Specification & Design Considerations or Wall, Corner & Door Protection Systems

All seminars are part of the RIBA core curriculum syllabus and earn double CPD points for those attending the seminars. For further information contact Gradus Technical Support on 01625 428922 or use the Contact Us form on our website.

Seminar




The Gradus Knowledge seminar is an informal opportunity for Gradus to bring an exhibition of products directly to you.

We have designed them to be flexible and informative and they can be arranged at a time and date to suit you. They typically last around 2 hours and during this time people can drop in as they wish. Gradus personnel are available to discuss our products generally or address specific requirements.

They are often booked over lunch time and we are happy to work with you to provide lunch, or if you prefer a different time, a variety of snacks. **Call 0800 021 4534 to book your Gradus Knowledge seminar or email: imail@gradus.com**

Gerflor[®]
theflooringgroup

GRADUS
A Gerflor company



FUNDAMENTALS

A **FUSION** OF PRODUCTS & VALUES

Gerflor and Gradus offer products which are ideal for use in a wide variety of applications including healthcare, commercial office, education, retail, hospitality & leisure and housing. Products can be combined to provide a complete package that balances performance, aesthetics and cost alongside environmentally responsible manufacturing processes.

A **FRESH** APPROACH

We believe passionately in providing the customer with the very best in terms of service. Through our combined team we can offer expert advice to help with product selection backed up with extensive UK stocks to ensure our products are delivered on-time, every-time.

**A NEW LEVEL
OF INNOVATION,
QUALITY, SERVICE
& TEAMWORK**



**STAIR EDGINGS
FLOOR TRIMS
MATTING
WALL PROTECTION
LIGHTING**



**NEXT DAY SERVICE
PRODUCT EXPERTISE
WARRANTY
SUSTAINABILITY**





**CREATION LVT
TARASAFE
TARAFLEX
TECHNICAL TILES
CARPETS**



**HOUSING
RETAIL
HOSPITALITY
TRANSPORT**



**EDUCATION
HEALTHCARE
COMMERCIAL OFFICE
SPORTS**

See through their eyes

A guide to inclusive design for independent living



People with dementia see the world differently. What may look 'normal' to us could potentially disorientate them, causing distress or even injury. As a result, the buildings they use must be designed with a deep understanding of the ways in which those with dementia will experience them – from the types of materials used to the interplay of different colours.

Why is designing for independent living important

The ONS in 2018 highlighted that the UK has an aging population.

Age UK estimate that:

- There are currently 12 million people aged 65 and over
- 5.5 million aged 75+
- 1.6 million aged 85+
- By 2030 it is anticipated that over 21% of the population will be over 65

The number of years of life expected to be spent without a disability or in good health is commonly referred to as disability-free life expectancy or healthy life expectancy (ONS, 2018). The likelihood of being disabled and / or experiencing multiple chronic and complex health conditions increases with age (ONS, 2018). In general, a person living with dementia tends to be older - age is the biggest risk factor for developing a disease that causes dementia. It is important therefore that designers consider the needs of the older generation and start to plan and design for independent living for today, tomorrow and the future.

A fusion of products

A number of Gradus and Gerflor products have been accredited by the world-leading Dementia Services Development Centre at the University of Stirling for use in dementia living areas.



Flooring Accessories and Matting



Wall Protection



Carezone Carpet



Taralay Impression Control Safety Flooring

Dementia designs on demand

We know that designing for people living with dementia is not easy, so we have developed a comprehensive design tool that will help you to create a safer environment for independent living.

The App helps specifiers through the design process by ensuring that their projects consider Inclusive Dementia Design to promote independent living.

Products include:

Carpet and vinyl, entrance matting, floor trims, skirtings, wall protection & handrails and stair edgings.



Book a design session

One to one with our specialist team.

call: 08081 965640
or visit: www.gradus.com



Product Index

A

ACC40	146	ANT27	110
ACS38	105	ANT355	75, 110
ACS441	105	AR10	26
ACS444	105	AR268	121
ACS462F3	105	AR3	26
ACS463F3	106	AR32	26
ACS470S	106	AR7	26
ACS52	105	AR8	26
ACT48	129	AR81	26
ACT61	109	AR81R	26
ACT81	109	ARXT81	21
ADM1	25	ARXT81R	21
ADM2	25	AS1	26
ADM3	28	AS10	25
ADM4	28	AS11	25
ADM5	25	AS1106L	69
ADM6	25	AS12	25
ADXT1	21	AS19	25
ADXT1R	21	AS2	26
ADXT2	21	AS20	25
ADXT2R	21	AS21	26
ADXT3	22	ASRXT13	21
ADXT4	22	ASVXT1R	21
AFT	87, 88	ASXT11	21
AFT12	88	ASXT13	21
AFT13	88	ASXT20	21
AFT14	88	AT718L	69
AFT15	87, 88	ATB33	85
AFT17	87, 88	ATD121L	68
AFT28	88	ATD71L	68
AFT336	90, 91	ATF71L	69
AFT339	90, 91	ATNG71L	85
AFT3312	90, 91	ATR45	85
AFT398	81, 82	ATR50	85
AFT3912	81, 82	ATT42	85
AFT3916	81, 82	AVR5020	124
AFT45	87, 88		
AFT708	81		
AFT7012	82		
AFT7016	82		
AJC465SF4	106		
AJC466SF4	106		
AK5	25		
AK5A	25		
AK50A	25		
AK52	25		
AKRXT53	21		
AKVXT1R	21		
AKXT5A	21		
AKXT50A	21		
AKXT53	21		
ALS/B	64		
ALS/DR	63		
ALS/DS	63		
ALS/FB	64		
ALS/FC	64		
ALS/FR	64		
ALS/OL	64		
ALS/SR	63		
ALS/WO	63		
ALS/TS	63		

B

BAR3	38
BAS1	38
BAS11	38
BAS20	38
BC717	39
BC78	39
BCS452F7	106
BCS454F7	106
BCS455F7	106
BCT16	55, 110
BCT18	110
BG511	39
BG532	39
BG551	39
BGR121	39
BT42	51
BU200	54, 125
BU800	54, 125

C

CA71	31
CC40	146
CC75	146

CCF 100 1	145
CD65	145
CET5	127
CF20	146
CF32P	146
CF38	146
CG1042	55, 110
CL05/LB10	70
CLC11/TB45D	71
CLS13/LBS45	70
CLC13/TDB45	71
CLS16/LBS45	71
CLC16/TDB45	71
CLS20/LBS45	71
CLC20/TDB45	71
CR5	133
CSI 100 50 2	141
CSI 100 50 2.25	141
CSO 100 P	143
CSO 60 P	143
CT52	31
CT71	31
CT712	31
CT717	31
CT727	31
CT75	31
CT78	31
CTR5	123
CVA870IW	120
CVA927	120
CVT5	123
CXT1	22
CXT2	22
CXT3	22

D

DC2012/DLA2415	74
DDA1	43
DDA2	43
DDA3	43
DDA4	43
DDXT1	41
DDXT2	41
DDXT3	42
DDXT4	42
DFS 100	140
DFT	88
DFT80	87
DLA45	71
DT50	125

E

EAR 11 40	23
EAR 31 50	23
EJC125	124
EJC50	124
EJC75	124
EJC75 3.2	124
ELA 11 40	23
ELA 1155 50	23
ELA 117 50	24

ELA 12 40	23
ELA 127 40	24
ELA 31 40	24
ELA 32 40	24
ELA 51 40	23
ELA 5155 50	23
ELA 517 50	24
ELA 52 40	23
ELA 72 40	23
ELA 81 50	24
ELA 911 50	24
ELA 931 50	24
ELACS5040	99
ELAF2350	69
ELAF5150	69
ELAR1250	99
ELAR1550	99
ELAR1830	99
ELAR530	99
ELAR830	99
ELAR950	99
ELB 11 40	38
ELB 31 40	38
ET210	129
ET210EBF4	129
ET212	129
ET212EBF4	129
ET356	109
ET356EBF4	109
ET359	109
ET359EBF4	109
ET367	111
ET804	128
ET804EBF4	128
ET805	129
ET805EBF4	129
ET806	128
ET806EBF4	128
ETR299F0	112
ETR299GF0	112
ETR299UF0	112
ETR300F0	112
ETR300GF0	113
ETR300UF0	112
ETR301F0	113
ETR301F7	117
ETR301GF0	113
ETR301GF7	117
ETR301GF8	119
ETR301UF0	113
ETR302F0	113
ETR302F7	117
ETR302GF0	113
ETR302GF7	117
ETR302GF8	119
ETR302UF0	113
ETR303F0	114
ETR303F7	117
ETR303GF0	114
ETR303GF7	117
ETR303GF8	119

ETR303UF0	114
ETR304F0	114
ETR304F7	118
ETR304GF0	115
ETR304GF7	118
ETR304GF8	119
ETR304UF0	114
ETR305F0	115
ETR305F7	118
ETR305GF0	115
ETR305GF7	118
ETR305GF8	119
ETR305UF0	115
ETR306F0	115
ETR306F7	118
ETR306GF0	115
ETR306GF7	118
ETR306GF8	119
ETR306UF0	115
ETR307F0	113
ETR307F7	117
ETR307GF0	114
ETR307GF7	117
ETR307GF8	119
ETR307UF0	114
ETR309F0	116
ETR309F7	118
ETR309GF0	116
ETR309GF7	118
ETR309GF8	119
ETR309UF0	116
ETR312F0	116
ETR312GF0	116
ETR312UF0	116

F

FCA16	133
FRB026	101
FS 100 2 P	143
FS 100 B	142
FS 150 B	142
FS 303	142
FS 303 P	143
FS 75 2 P	143
FT27	88
FXB336	90, 91
FXB339	90, 91
FXB3312	90, 91
FXR40	91
FXT21	90
FXT31	91

G

G11	28
G12	28
G317	29
G32	29
G33	29
G332	30
G41	28
G51	28

G52	28	KB577	93	PKR65	47	SCS474SF8G	105	TAXT5B	52
G54	28	KC388AS	95	PKS50	47	SCS475SF8G	105	TAXT5212	52
G65	29	KC388XXL	95	PKS75	47	SCSM451	103	TAXT523	52
G72	29	KC558 / MCB554	97	PM60	47	SCSM454	104	TC1	37, 51, 52
GC11	37	KC558 / MCB555	97	PR50	47	SCSM455	104	TC2	51
GC317	37	KC578	93	PR65	47	SCSM471	103	TC3	52
GC51	37			PR75	47	SCSM474	105	TC47	146
GRC81	37	L		PTR1	84	SCSM475	105	TC48	146
Gradus Grip	13	LED Row Indicator	73	PTT1	84	SCSP451	104	TD45	155
GR12	30	M				SCSP454	104	TD60	155
GR37	29	MAS90/10SF	148	R		SCSP455	104	TDB45	155
GR61	30	MAS90/6SF	148	R75XT11	42	SCSP471	103	TDB45D	155
GR62	30	MAS90/8SF	148	R75XT51	42	SD1	27	TDB60	155
GR8	30	MAS90/8SF	148	R95XT11	42	SD2	27	TEX11	33
GR81	29	MAS95/10SF	149	R95XT51	42	SE1	27	TEX11R	33
GR91	30	MAS95/7SF	149	RAM012	101	SE2	27	TEX2R	33
GRXT81	22	MAS97/8SF	149	RD100	155	SFBR37	81	TEX3R	33
GT61M	111	MCC40	146	RD75	155	SFBT29	81, 82	TEX51	33
GT61R	111	MCC75	146	RMF60	101	SI 100	141	TEX51R	33
GXT11	22	MCS48	145	RN311	44	SI 100 32	141	TEXCR1	35
GXT13	22	MJ301SF4	130	RN351	44	SI 100 50 2	141	TEXE1	33
GXT51	22	MJ301SF8	131	RN511	44	SI 100 50 2 P	143	TEXN11	33
GXT53	22	MJ302SF4	130	RN527	44	SI 100 50 2.5	141	TEXN51	33
		MJ302SF8	131	RN551	44	SI 100 50 2.5 P	143	TEXPL	35
		MJ303SF4	130	RN581	44	SI 100 50 3.2	141	TEXR1	33
		MJ304SF4	131	RN711	44	SI 100 50 3.2 P	143	TEXSH	35
		MJ305SF4	131	RN727	44	SI 100 55	141	TH382	127
		MJ306SF4	131	RN751	44	SI 150	141	TH383	127
		MJ307SF4	130	RN781	44	SI 150 50 2 P	143	TH495	127
		MJ307SF8	131	RNRC511	43	SM1	27	TP290F4	126
		MPTB12	84	RNT1218L	67	SO 100	140	TP290F7	126
		MPTB16	84	RNT718L	67	SO 100 P	141	TP291F4	126
		MPTB5	84	RT245	122	SO 150	140	TP293F4	126
		MR511	45	RT247	122	SO 25	140	TP295F4	126
		MR551	45	RT250S	122	SO 75	140	TP32	50
		MR581	45	RT264	122	SO 75 P	141	TT25M	88
		MR711	45	RT265	122	Stairtile Discs	153	TT35	87, 88
		MR751	45	RT330	122	STM 75 10	139		
		MR781	45	RT35M	88	STM 100 10	139		
		MSS790/6SF	148	RT42	88	T		U	
		MSS790/8SF	148	RT52	88	T200	121	UMFA12	101
		MT42	51	RXT1218L	67	T250	121	UMFA18	101
				RXT311	41	T300	121	UMFA25	101
				RXT351	41	T450	123	W	
		O		RXT511	41	T600	123	WLT30/WLB45	72
		OT/D	153	RXT531	41	TA1	50	WTS1	132
		OT/F	153	RXT535	41	TA16	122	WTS2	132
		OT/R	153	RXT551	41	TA25	121	WTS3	132
		OT/RDG	153	RXT581	41	TA2C	50		
		P		RXT711	42	TA2C	50		
		PBT12	85	RXT751	42	TA42	51		
		PBT16	85	RXT781	42	TA5	50		
		PCR632	123			TA50	51		
		PCR932	123	S		TA5B	50		
		PCS40	145	Safety Track	156	TA5C	50		
		PCS40P	145	SCS451SF8	104	TA6	54, 111		
		PET276	55, 111	SCS451SF8G	104	TA66	51		
		PG1	29	SCS454SF8	104	TA8	111		
		PG2	29	SCS454SF8G	104	TA9	28, 30, 54		
		PK50	47	SCS471SF8	103	TAC42	37, 51		
		PK75	47	SCS471SF8G	103	TAXT42	52		

GRADUS

Gradus Accessories Park Green Macclesfield Cheshire SK11 7LZ

For enquiries outside the UK and Eire contact Gradus International on +44 (0)1625 613780

Gradus International
England

Tel +44 (0) 1625 613780

Gradus Far East
Singapore

Tel: (+65) 6734 5933

call: 01625 428922

gradus.com

This catalogue supersedes and replaces all previous issues.

All designs, images and illustrations contained within this catalogue remain the copyright of Gradus Ltd.©

All trademarks, product names and codes detailed within this catalogue are the property of Gradus Ltd.